



Container Refrigeration



PARTS LIST MANUAL

For ML5 Controller

PrimeLINE

69NT40-571-000 to 199

PrimeLINE ONE™

69NT40-575-000 to 199

Container Refrigeration Units



PARTS LIST MANUAL

For ML5 Controller

PrimeLINE

69NT40-571-000 to 199

PrimeLINE ONE

69NT40-575-000 to 199

Container Refrigeration Units

TABLE OF CONTENTS

PARAGRAPH NUMBER		PAGE
1.1	INTRODUCTION	1
1.2	REFRIGERANT	1
1.3	CONFIGURATION IDENTIFICATION	1
1.4	FEATURE DESCRIPTIONS	1
1.5	OPTION DESCRIPTIONS	2
1.6	ORDERING INSTRUCTIONS	4
1.7	LETTER DESIGNATIONS	4
2	BACK PANEL ASSEMBLY	6
3	BATTERY KIT	8
4	CABLE KIT	10
5	CABLE RESTRAINT COMPONENTS	12
6	COMPRESSOR ASSEMBLY	14
7	COMPRESSOR TUBING	16
8	CONDENSER ASSEMBLY (PIDS PRIOR TO NT3002)	18
9	CONDENSER ASSEMBLY WITH MCHE	22
9	CONDENSER ASSEMBLY - SUB ASSEMBLIES	26
10	CONDENSER FAN AND MOTOR	28
11	CONDENSER - BRAZED PLATE WATER COOLED CONDENSER (WCC) OPTION	30
12	CONTROL ATMOSPHERE KIT	32
13	CONTROL BOX ASSEMBLY	33
14	CONTROL BOX DOOR KIT	34
15	CONTROL BOX PREP KIT	36
16	CONTROLLER KIT	37
17	CONTROLLER MODULE SECTION AND SOFTWARE CARDS	40
18	AUTOTRANSFORMER	42
19	DRAIN	46
20	EVAPORATOR FAN AND MOTOR	48
21	EVAPORATOR TUBING AND COIL	50
22	FRAME ASSEMBLY	52
23	FRAME KIT	56
24	HEATERS	57
25	HIGH VOLTAGE HARNESS	58
26	HIGH VOLTAGE HARNESS WITH EVERFRESH	60
27	HUMIDISTAT KIT	62
28	INTERROGATOR RECEPTACLE	63
29	LABELS AND DECALS	64
30	LOW VOLTAGE HARNESS	66
31	LOWER AIR EXCHANGE KIT, NONE, HANDLE	68
32	PANEL KIT	69
33	POWER CORD AND PLUG - 460V	70
34	REMOTE MONITORING UNIT (RMU) KIT	71
35	TRANS-FRESH OPTION	72

36	TRANS-FRESH OPTION - PANEL ASSEMBLY	73
37	UPPER AIR EXCHANGE - MANUAL INSTALLED	74
38	UPPER AIR EXCHANGE - VPS INSTALLED	76
39	UPPER AIR EXCHANGE - BLANK PANEL	78
40	UPPER AIR EXCHANGE - BULKHEAD PENETRATION	80
41	USDA	82
42	WIRING KIT	84
43	VACUUM RELIEF VALVE	86
44	TOOLS	87

SECTION 1

INTRODUCTION

1.1 Introduction

The Carrier Transicold PrimeLINE models 69NT40-571-100 to 199 are of lightweight aluminum frame construction, designed to be bolted onto the front of a container and serve as the container's front wall. Forklift pockets are provided for unit installation and removal.

The Carrier Transicold PrimeLINE ONE™ models 69NT40-575-100 to 199 are units of lightweight aluminum frame construction, designed to be directly installed on-site onto a welded front wall of a container.

Primeline units are self-contained, all electric units, which include cooling and heating systems to provide precise temperature control. The units are supplied with a complete charge of refrigerant and compressor lubricating oil, and are ready for operation upon installation.

The base unit operates on nominal 380/460 volt, 3-phase, 50/60 hertz (Hz) power. An optional autotransformer may be fitted to allow operation on nominal 190/230, 3-phase, 50/60 Hz power. Control system power is provided by a transformer which steps the supply power down to 18 and 24 volts, single phase.

The controller is a Carrier Transicold Micro-Link 5 microprocessor. The controller operates automatically to select cooling, holding or heating as required to maintain the desired set point temperature within very close limits. The unit may also be equipped with an electronic temperature recorder. The controller has a keypad and display for viewing or changing operating parameters. The display is also equipped with lights to indicate various modes of operation.

1.2 Refrigerant

PrimeLINE models 69NT40-571-100 to 199 and PrimeLINE ONE™ models 69NT40-575-100 to 199 are units designed to only be charged with R-134a refrigerant.

PrimeLINE models 69NT40-571-100 to 199 and PrimeLINE ONE™ models 69NT40-575-100 to 199 are R-513A-ready units. They are supplied with a complete charge of R-134a refrigerant. But, they are capable of being field converted to R-513A refrigerant at a later date as requested by the unit owner. R-513A is an azeotrope blend containing R-1234yf and R-134a. All information in this manual pertaining to R-513A is only applicable to 571-100 to 199 units or 575-100 to 199 units that have either been converted or are being converted to R-513A.

1.3 Configuration Identification

Unit identification information is provided on a plate located on the back wall of the condenser section. The plate provides the unit model number, the unit serial number and the unit parts identification number (PID). The model number identifies the overall unit configuration, while the PID number provides information on specific optional equipment, factory provisioned to allow for field installation of optional equipment and differences in detailed parts.

1.4 Feature Descriptions

1.4.1 Control Box

Units are equipped with an aluminum control box, and may be fitted with a lockable door.

1.4.2 Temperature Readout

The unit is fitted with suction and discharge refrigerant temperature sensors. The sensor readings may be viewed on the controller display.

1.4.3 Pressure Readout

The unit is fitted with evaporator, suction, and discharge pressure transducers. The transducer readings may be viewed on the controller display.

1.4.4 Compressor

The unit is fitted with either an R-134a or an R-513A-ready scroll compressor equipped with suction and discharge service connections. To identify an R-513A-ready compressor in the field, a green dot is located on the top of the compressor on the DUV fitting.

1.4.5 Condenser Coil

The unit is fitted with a “C” shape condenser coil.

1.4.6 Evaporator

The evaporator section is equipped with an electronic expansion valve (EEV).

1.4.7 Evaporator Fan Operation

Units are equipped with three-phase evaporator fan motors. Opening of an evaporator fan internal protector will shut down the unit.

1.4.8 Plate Set

Each unit is equipped with a tethered set of wiring schematics and wiring diagram plates. The plate sets are ordered using a seven-digit base part number and a two-digit dash number.

1.5 Option Descriptions

Various options may be factory or field equipped to the base unit. These options are described in the following subparagraphs.

1.5.1 Battery

The refrigeration controller may be fitted with standard replaceable batteries or a rechargeable battery pack. Carrier-provided rechargeable batteries can be recharged via the ML5 controller and allow for wireless communication in battery mode. A non-carrier rechargeable 3-wire battery would charge but the controller will not monitor anything related to it. A standard 2-wire NiCAD battery would not charge.

1.5.2 Dehumidification

The unit may be fitted with a humidity sensor. This sensor allows setting of a humidity set point in the controller. In dehumidification mode, the controller will operate to reduce internal container moisture level.

1.5.3 USDA

The unit may be supplied with fittings for additional temperature probes, which allow recording of USDA Cold Treatment data by the integral DataCORDER function of the Micro-Link refrigeration controller.

1.5.4 Interrogator Receptacle

The unit has one external interrogator receptacle for connection of equipment for calibration. It is located inside the unit along side the USDA receptacles. It can also be used to download recorded data from the DataCORDER.

NOTE

The Micro-Link 5 controller has a USB micro port and wireless capability to allow viewing of DataCORDER data.

1.5.5 Quest

Quest (Quality and Energy Efficiency in Storage and Transport) power saving mode helps shipping lines lower their operating costs by decreasing the system’s run time, energy usage and emissions. Quest is a method of temperature control used during steady-state perishable cooling that cycles the compressor on and off according to supply / return air temperature conditions.

1.5.6 Autotransformer

An autotransformer may be provided to allow operation on 190/230, 3-phase, 50/60 Hz power. The autotransformer raises the supply voltage to the nominal 380/460 volt power required by the base unit. The autotransformer may also be fitted with an individual circuit breaker for the 230 volt power.

1.5.7 Handles

The unit may be equipped with handles to facilitate access to stacked containers. These fixed handles are located on either side of the unit.

1.5.8 Water Cooling

The refrigeration system may be provisioned for a water-cooled condenser. The condenser is constructed using copper nickel tube for sea water applications.

1.5.9 Back Panels

Aluminum back panels may have access doors and/or hinge mounting.

1.5.10 460 Volt Cable

Various power cable and plug designs are available for the main 460 volt supply. The plug options tailor the cables to each customer's requirements.

1.5.11 230 Volt Cable

Units equipped with an autotransformer require an additional power cable for connection to the 230 volt source. Various power cable and plug designs are available. The plug options tailor the cables to each customer's requirements.

1.5.12 Cable Restraint

Various designs are available for storage of the power cables. These options are variations of the compressor section cable guard.

1.5.13 Upper (Fresh Air Makeup)

The unit may be fitted with an upper fresh air makeup assembly. The fresh air makeup assembly is available with a vent positioning sensor (VPS) and may also be fitted with screens.

1.5.14 Labels

Safety Instruction and Function Code listing labels differ depending on the options installed. Labels available with additional languages are listed in the parts list.

1.5.15 Controller

Two replacement controllers are available:

1. Re-manufactured - Controller is equivalent of a new OEM controller, supplied with a 12-month warranty.
2. Repaired - Controller has had previous faults repaired and is upgraded with the latest software.

NOTE

Repaired controllers are NOT to be used for warranty repairs; only full OEM Re-manufactured controllers are to be used.

Controllers will be factory-equipped with the latest version of operational software, but will NOT be configured for a specific model number and will need to be configured at the time of installation or sale.

1.5.16 Condenser Grille

Condenser grilles are direct bolted.

1.5.17 XtendFRESH

XtendFRESH™ is an OEM option that helps slow the ripening process by removing ethylene and simultaneously controlling CO₂ and O₂ levels in multiple combinations.

1.5.18 TripWise

TripWise™ is a new premium option available for PrimeLINE units. TripWise is software logic that runs in the background during every voyage and will let you know whenever a standard pre-trip inspection (PTI) is needed.

1.5.19 FuelWise

FuelWise™ is a power-saving option available for PrimeLINE units. FuelWise software works by dynamically cycling the refrigeration system on and off to save energy while still maintaining temperature within +/- 0.25 degrees Celsius of setpoint on an hourly average.

1.6 ORDERING INSTRUCTIONS

All orders and inquiries for parts must include: Parts Identification Number (**PID**), Model Number, Unit Serial Number, Part Number, Description of part as shown on list and Quantity required.

For orders, go to: www.transcentral.carrier.com

For inquiries, email: carrieraftermarketparts@carrier.utc.com

1.7 LETTER DESIGNATIONS

The following letter designations are used to classify parts throughout this list:

A/R = As Required

N/A = Not Available

NS = Not Shown in illustration

NSS = Not Sold Separately - order next higher assembly or kit

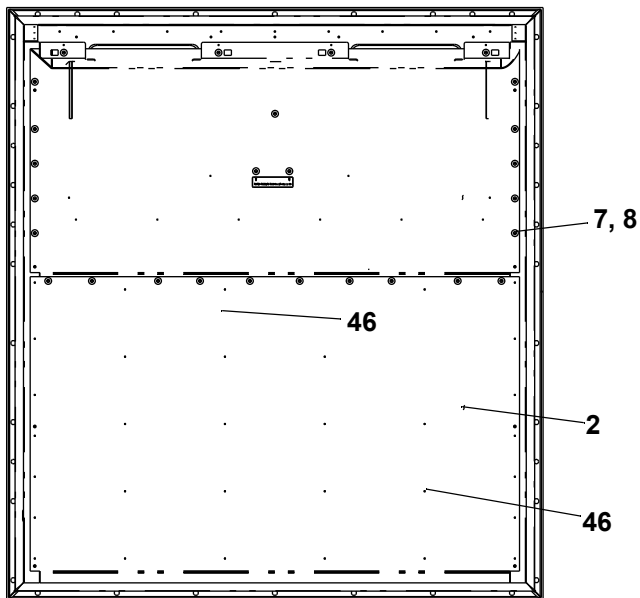
PID = Parts Identification Number - essential to identify unit configuration.

PL = Purchase Locally

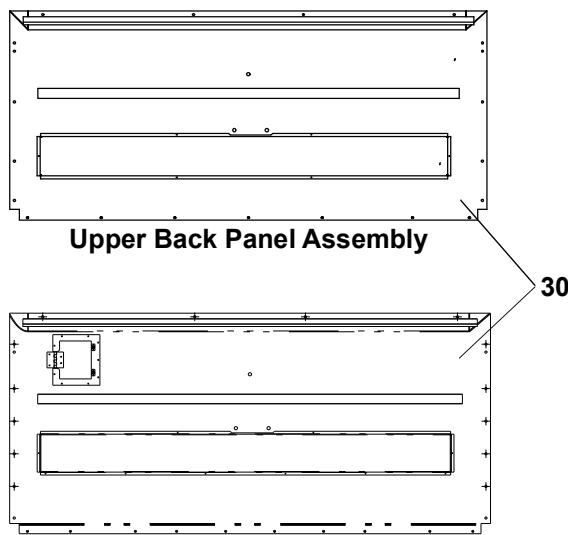
SST = Stainless Steel - 300 Series unless otherwise specified.

SV = Suffix SV - added to part number designates service replacement part.

2 Back Panel Assembly

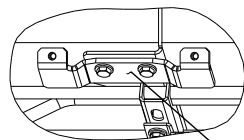


Bolted Back Panel Assembly

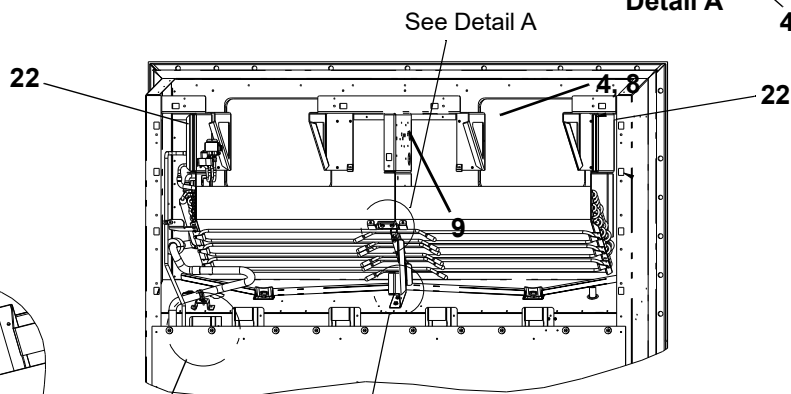


Upper Back Panel Assembly

Upper Back Panel Assembly with EverFRESH Access Door



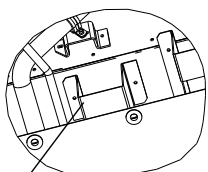
Detail A
41, 42, 45



See Detail A

22

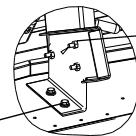
22



Detail J
rotated
52, 53

See Detail J

See Detail H

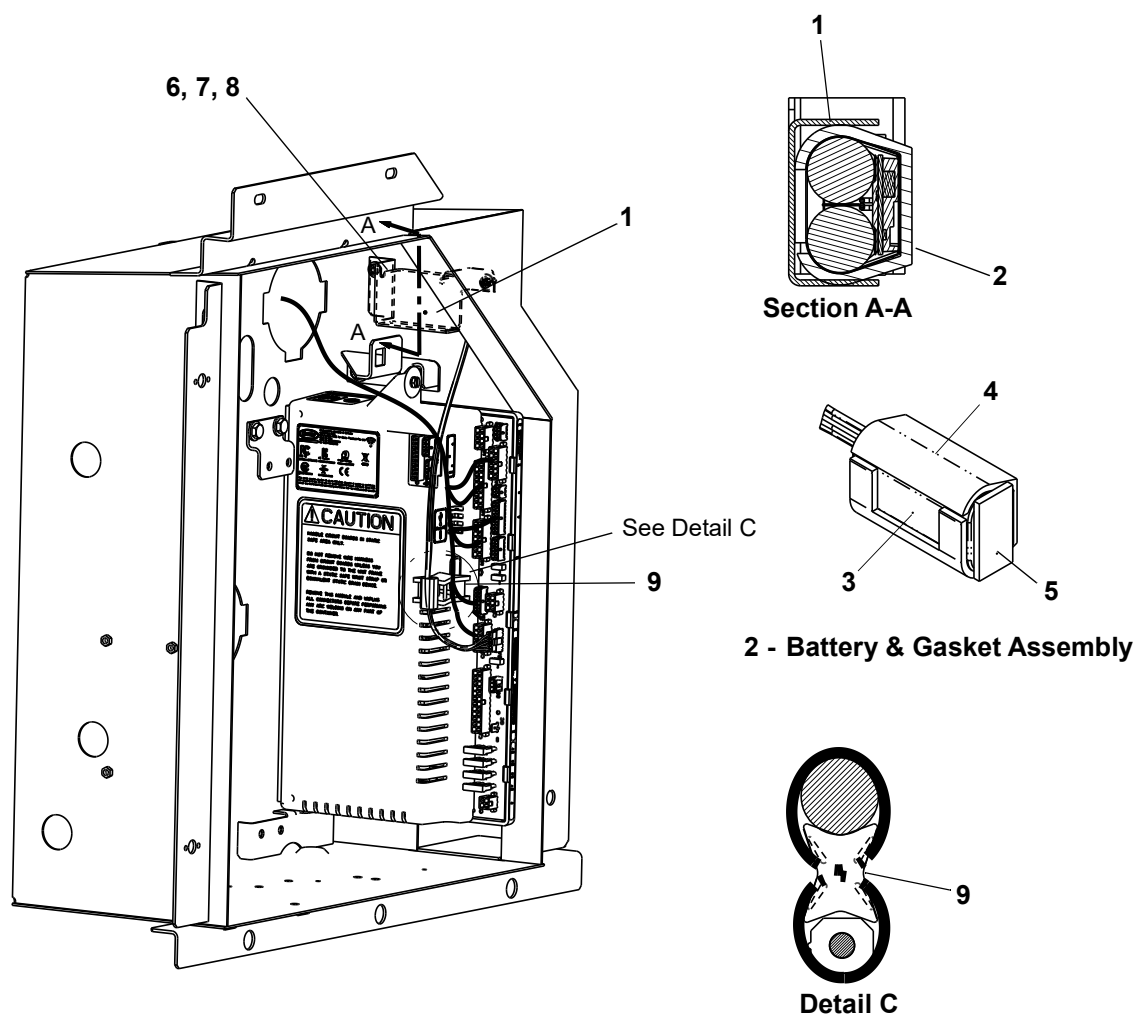


Detail H
42, 47, 48
42, 49, 50

2 Back Panel Assembly

Item	Part Number	Description	Qty
BACK PANEL BOLTED, ALUMINUM			
2	68-86319-00	Panel, Back	1
7	69NT--35--2692	Washer, Fender	27
8	66-U---1--2403	Screw, Mach TRHD	27
22	66-U---1--2593-4	Gasket	2
30	79-66777-00	Panel Assembly	1
30	79-66777-09	Panel Assembly w/ EverFRESH Access Door	1
41	34-00655-04	Screw, Cap HXHD	2
42	66-U---1--5321-3	Washer, Plain	7
45	68-17175-00	Bracket	1
46	34-00928-01	Rivet, Blind	34
47	68-18023-00	Bracket	1
48	34-06269-12	Screw, Lag	2
49	34-00663-11	Washer, Lock	3
50	66-U---1--5361-25	Screw, Cap HXHD	3
52	68-17640-00	Channel	1
53	34-00928-07	Rivet, Blind	2
			77-66020

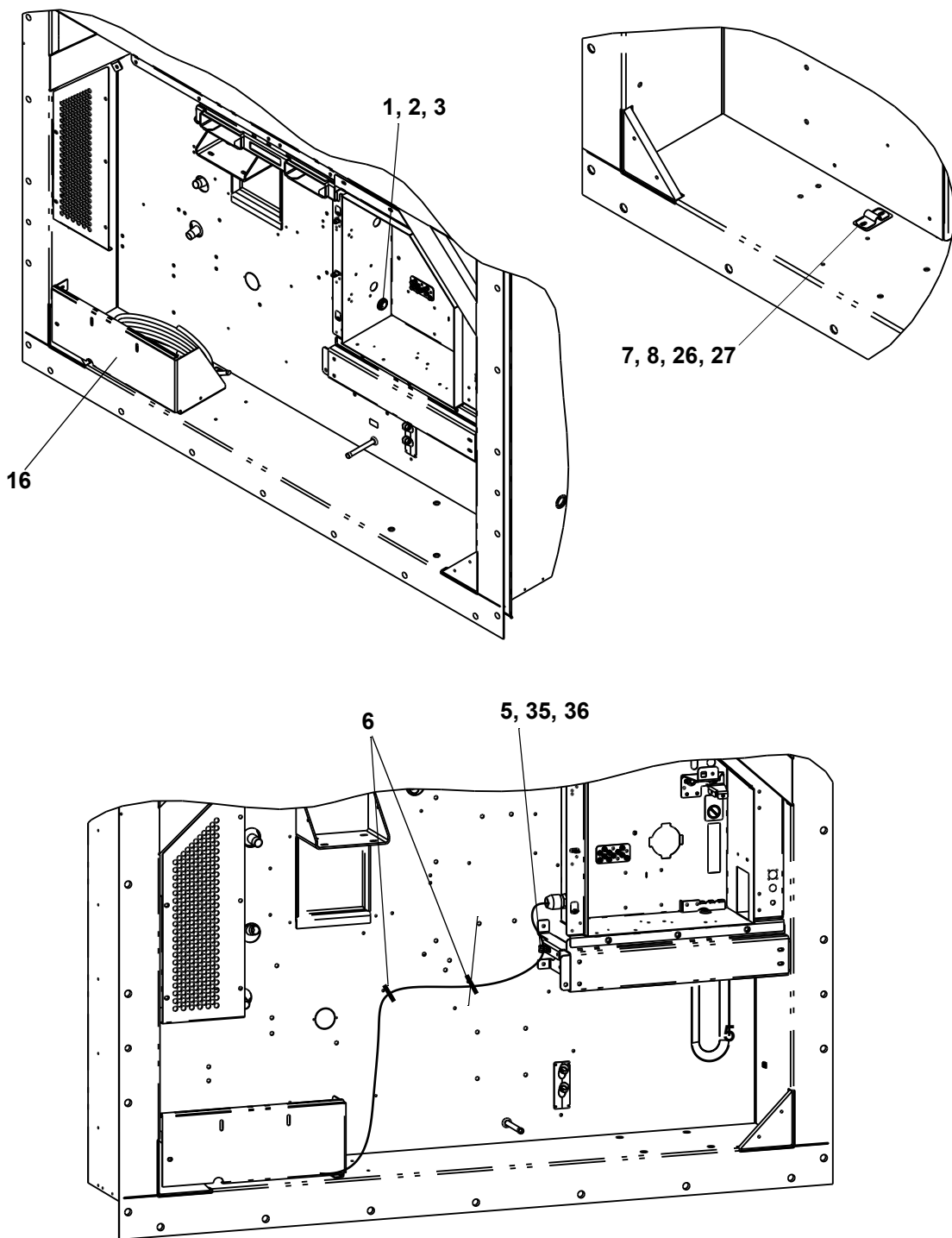
3 Battery Kit



Item	Part Number	Description	Qty
1	68-18418-00	Bracket	1
2	79-04262-01	Battery Pack - Includes:	1
3	30-00551-01	Battery	1
4	42-00174-131	Gasket	1
5	42-00174-130	Gasket	1
6	34-06251-01	Screw, Button HD	2
7	34-00663-09	Washer, Lock	2
8	66-U-1---1--5321-8	Washer, Plain	2
9	42-00174-129	Gasket	

77-01990-00

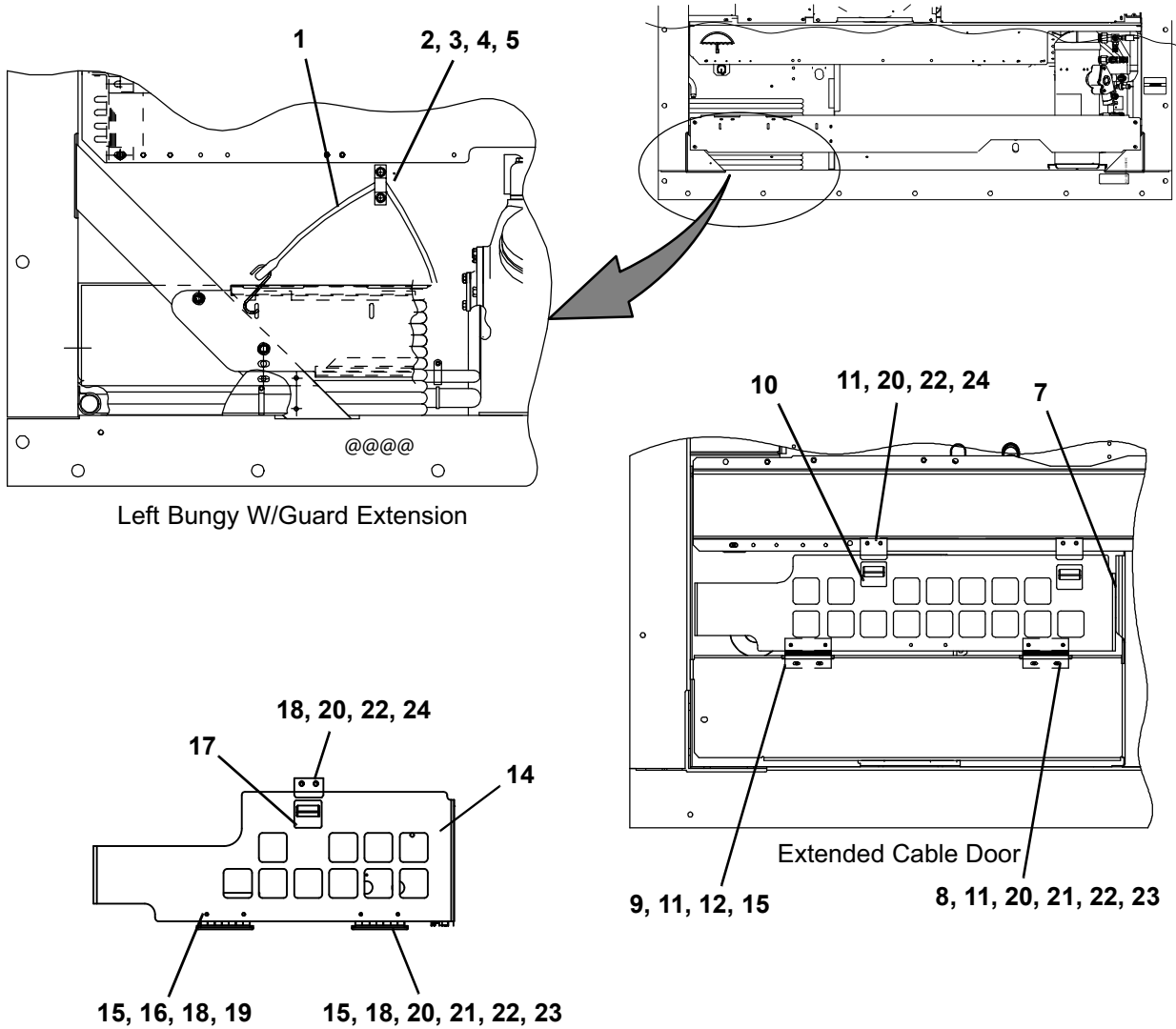
4 Cable Kit



4 Cable Kit

Item	Part Number	Description	Qty
1	66-U---1--7352-3	Connector Straight, Watertight	1
2	34-06136-01	Nut, Lock 3/4" Npt	1
3	66-U---1--1251-2	O-Ring	1
5	34-00373-07	Clamp, Tube	1
6	66-U---1--3882	Wire Tie	2
7	68-14456-01	Cable Clamp	1
8	58-04026-07	Protector	1
18	68-17131-00	Cable Guard	1
26	66-U---1--5361-25	Screw, Cap Hex Head 1/4-20 X 0.75	2
27	66-U---1--5321-7	Washer, Plain 1/4 W Type A	2
35	66-U---1--5371-6	Screw, Mach Hex Head #10-24 x 0.75	1
36	34-06053-05	Washer	1
			77-01883-00

5 Cable Restraint Components

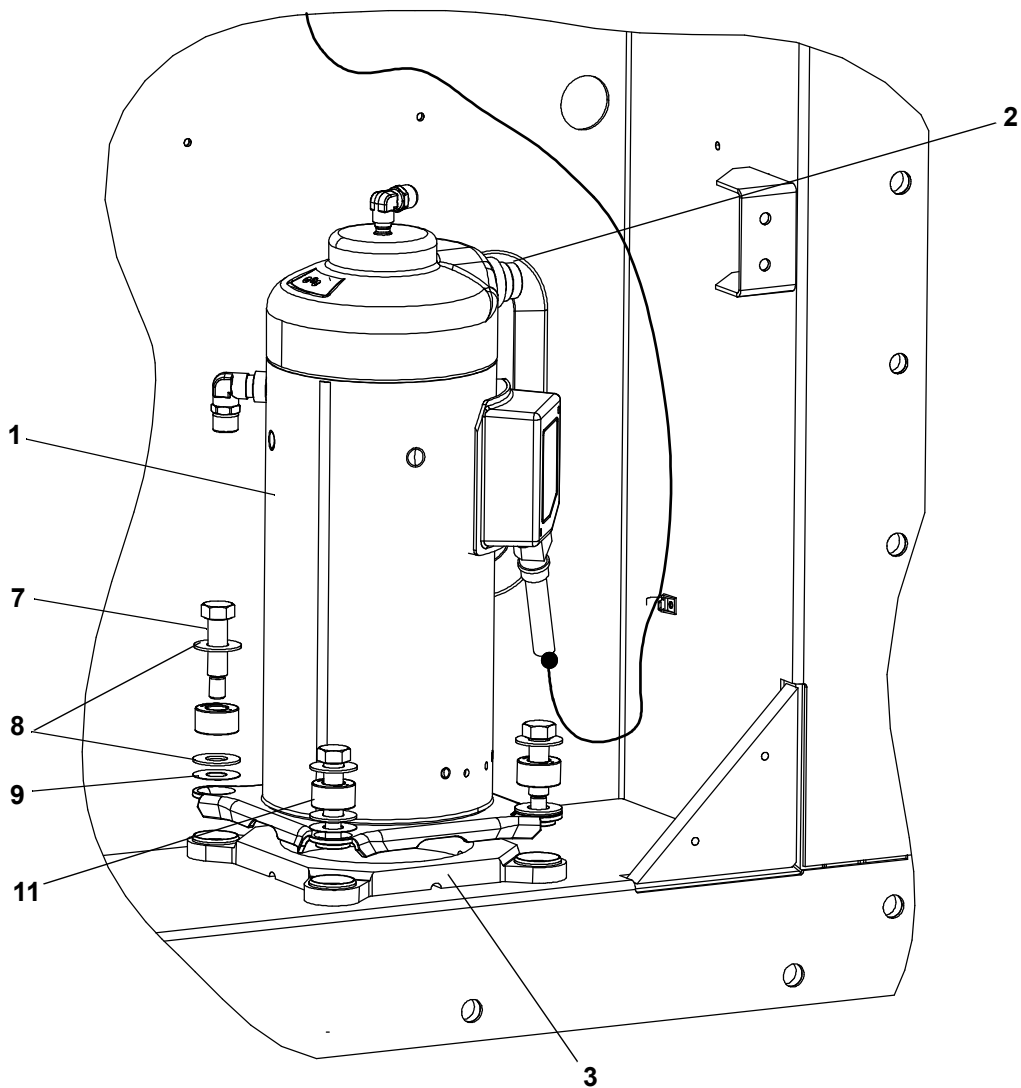


Item	Part Number	Description	Qty
LEFT BUNGY W/GUARD EXTENSION			
1	66-U---1--5321-7	Washer, Flat, 1/4, SST	2
2	66-U---1--5361-25	Screw, Captive, Hex Head, 1/4-20 X 0.75 Inches Long, SST	2
3	34-06053-03	Washer, Mylar, 0.25 ID X 1.00 OD	2
4	69NT35-5992	Strap 16 Gage	1
5	66-U---1--2603	Strap, Tie Down	1

5 Cable Restraint Components

EXTENDED CABLE DOOR			
6	79-04071-00	Cable Restraint - Includes:	
7	68-86255-00	Cover	1
8	58-04001-01	Protector	2
9	44-00409-00	Hinge	2
10	44-00401-00	Latch, Door	2
11	34-06053-05	Washer 0.205 ID X 0.600 OD	4
12	34-00928-13	Rivet, Blind	4
13	79-04071-01	Cable Restraint - Includes:	
14	68-17526-00	Cover	1
15	58-04001-02	Protector	2
16	44-00409-00	Hinge	2
17	44-00401-00	Latch, Door	1
18	34-06053-05	Washer 0.205 ID X 0.600 OD	4
19	34-00928-13	Rivet, Blind	4
20	66-U---1--5321-8	Washer, Plain #10 Type A	8
21	66-U---1--5331-3	Washer, Lock #10 Spring	6
22	66-U---1--2403	Screw, Machine #10-24 X 0.500 Sltd	8
23	34-01167-01	Nut, Retainer #10-24 X 1.75	2
24	68-13707-02	Latch	2
69NT-43---379			

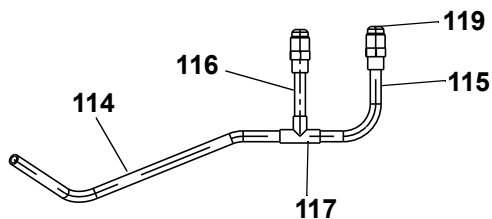
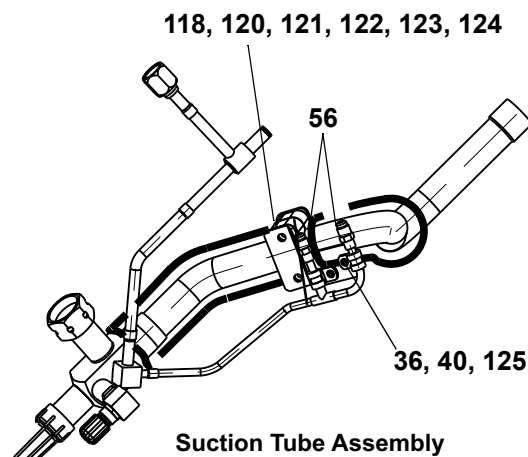
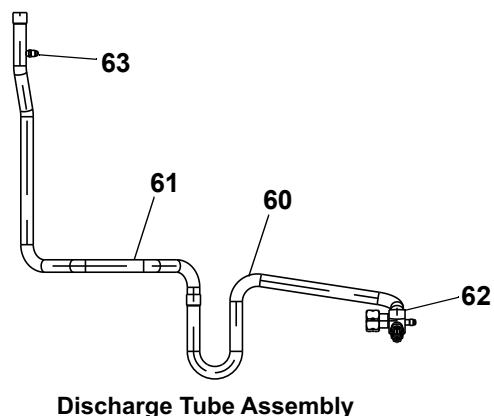
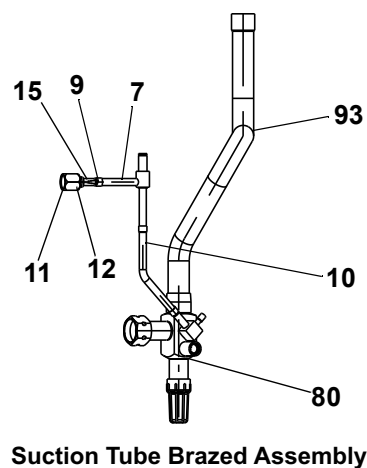
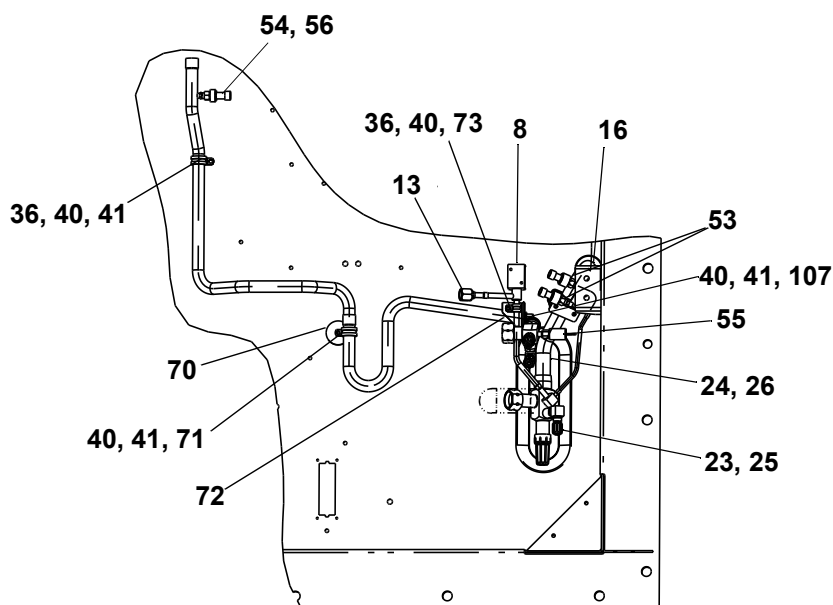
6 Compressor Assembly



Item	Part Number	Description	Qty
1	18-10178-20	Compressor	1
2	12-00653-00	Sensor, Compressor Discharge Temperature (CPDS)	1
3	58-04821-00	Base Assembly	1
7	34-06277-02	Bolt, Shoulder 1/2-13	4
8	34-06236-00	Washer .687 X 1.500 X .078	8
9	34-06053-20	Washer .65 ID X 1.50 OD	4
11	58-04791-01	Mount, Resilient	4

77-66687-02

7 Compressor Tubing

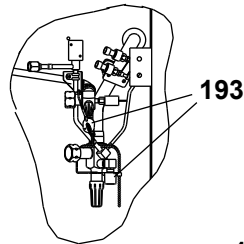
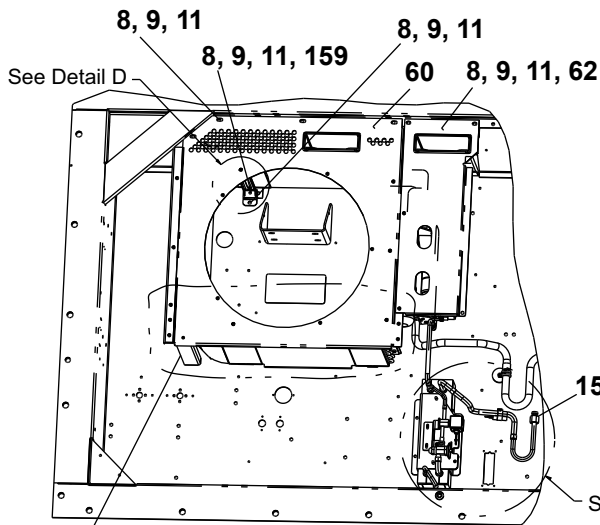
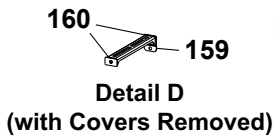
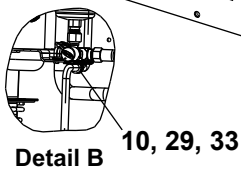
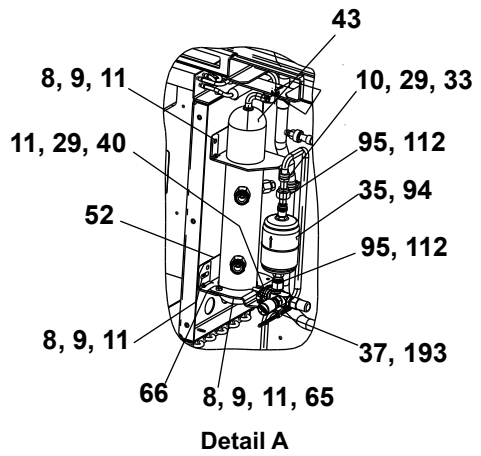
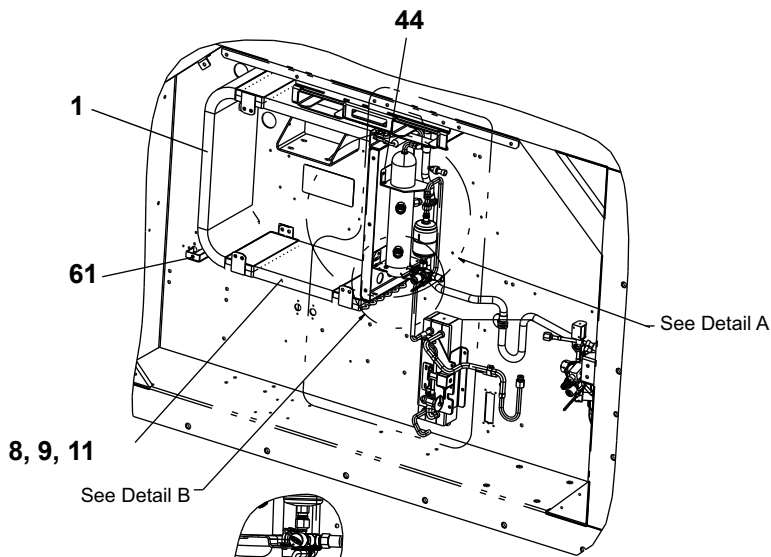


Item	Part Number	Description	Qty
7	14-00361-16	Digital Unloader Valve, Body	1
8	14-00361-01	Coil	1
9	56-07257-11	Tube	1
10	56-08689-00	Tube	1
11	40-00675-00	Nut, Hex	1
12	40-00663-00	Sleeve	1
13	42-00243-12	O-Ring	1
15	14-00361-15	Screen	1
16	58-00065-95	Grommet	1

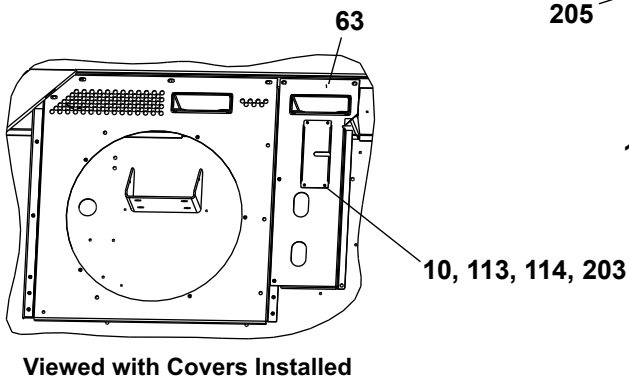
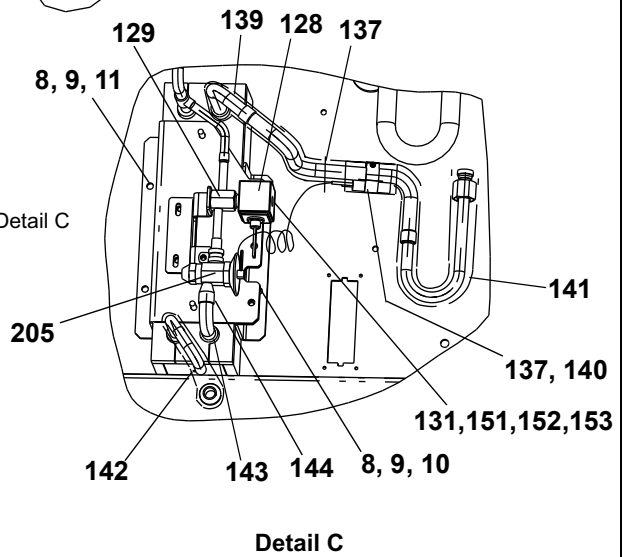
7 Compressor Tubing

23	40-00542-00	Elbow	1
24	40-00542-01	Elbow	1
25	40-00520-02	Cap	1
26	40-00520-03	Cap	1
36	66-U---1--5371-6	Screw, Mach Hxhd	4
40	34-06053-05	Washer	6
41	66-U---1--3632-20	Clamp, Tube	3
53	12-00655-01	Transducer, SPT, EPT	2
54	12-00352-00	Transducer, DPT	1
55	12-00309-08	Switch, Pressure	1
56	--EC--39DM-070	Core	3
60	56-09161-00	Tube, Discharge	1
61	56-66792-00	Tube, Discharge	1
62	40-00583-16	Valve, Service	1
63	40-01124-00	Valve Body	1
70	34-06295-04	Washer, Fender	1
71	66-U---1--5371-10	Screw, Mach Hxhd	1
72	68-15532-00	Bracket	1
73	34-00373-53	Clamp, Tube	1
80	76-66649-00	Valve, Service 1 1/8 ID, Rotalock	1
93	56-09063-00	Tube, Suction	1
107	34-00795-09	Nut, Self Lock	1
114	56-66786-00	Tube	1
115	56-08784-00	Tube	1
117	40-00168-02	Tee	1
118	68-15997-00	Bracket	1
119	40-00662-00	Valve	2
120	44-00285-54	Clamp, Tube	1
121	34-00655-18	Screw, Cap Hxhd	2
122	34-06053-00	Washer	2
123	66-U---1--5321-7	Washer, Plain	2
124	68-15998-00	Nut Plate	1
125	34-00373-51	Clamp, Tube	2
126	46-00025-04	Oil, Compressor	1
			77-66721-00

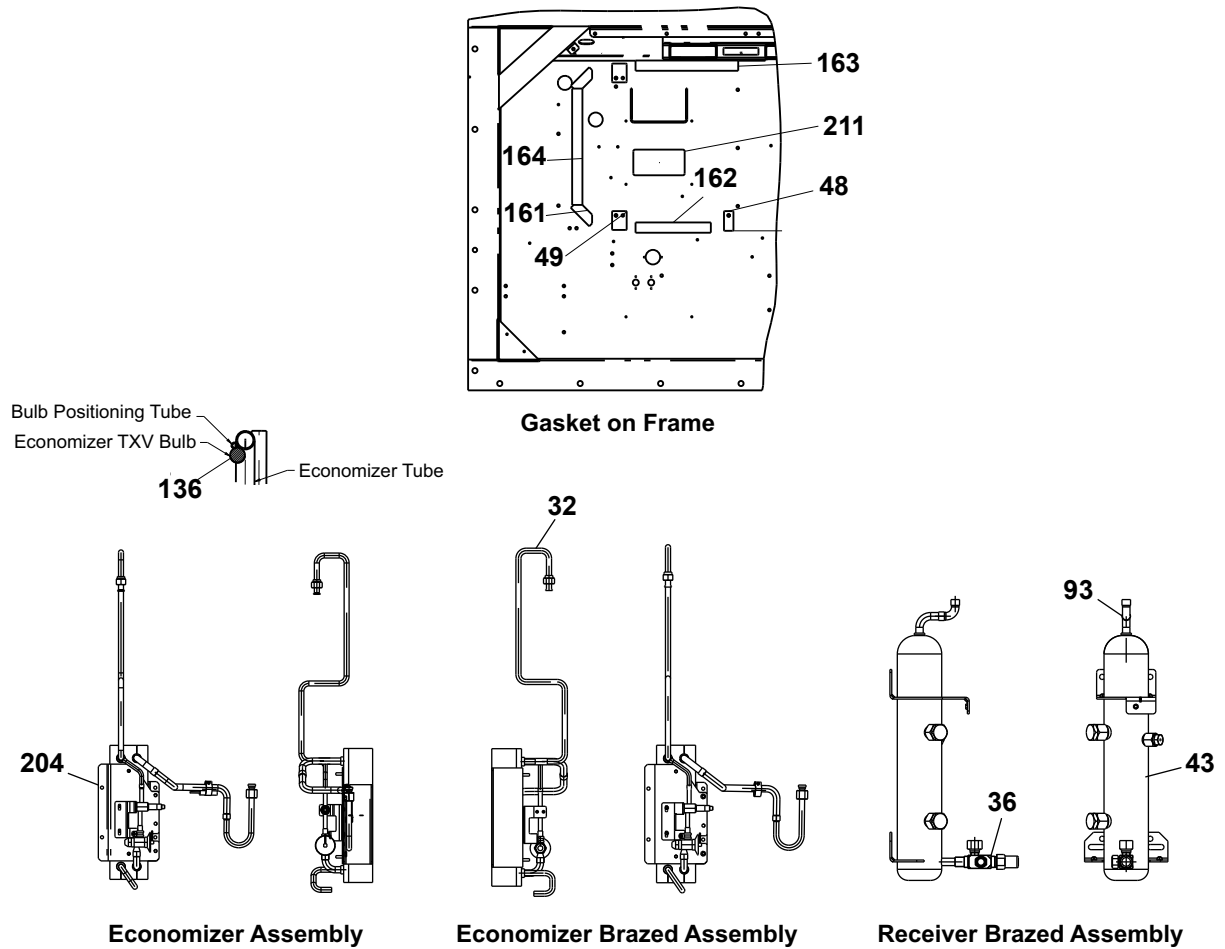
8 Condenser Assembly (PIDs Prior to NT3002)



8, 9, 11, 61 Viewed with Covers Installed



8 Condenser Assembly (PIDs Prior to NT3002)



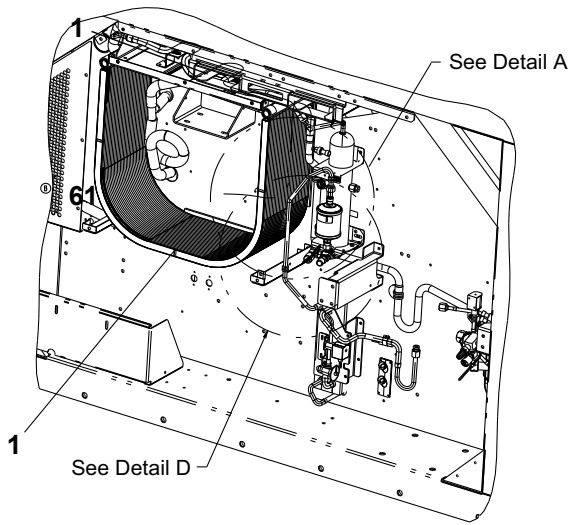
Item	Part Number	Description	Qty
1	81-04203-21	Coil Assembly (see Condenser Assembly - Sub Assemblies)	1
8	66-U---1--5361-25	Screw, Cap Hxhd	34
9	66-U---1--5321-7	Washer, Plain	34
10	34-06053-05	Washer	5
11	34-06053-00	Washer	35
29	66-U---1--5371-6	Screw, Mach Hxhd	2
32	56-09064-00	Tube	1
33	44-00370-03	Clamp, Cushioned	2
35	14-00464-20	Filter Drier	1
36	14-00222-05	Liquid Line Service Valve	1
37	40-00520-01	Coupling	1
40	34-00373-07	Clamp, Tube	1
43	79-04049-01	Receiver Assembly (see Condenser Assembly - Sub Assemblies)	1
44	58-04026-23	Protector	1
45	46-00025-04	Oil, Compressor (not pictured)	1
48	58-04910-03	Protector	1
49	58-04910-02	Protector	2
52	58-04026-108	Protector	1
60	79-66740-00	Cover Assembly (see Condenser Assembly - Sub Assemblies)	1

8 Condenser Assembly (PIDs Prior to NT3002)

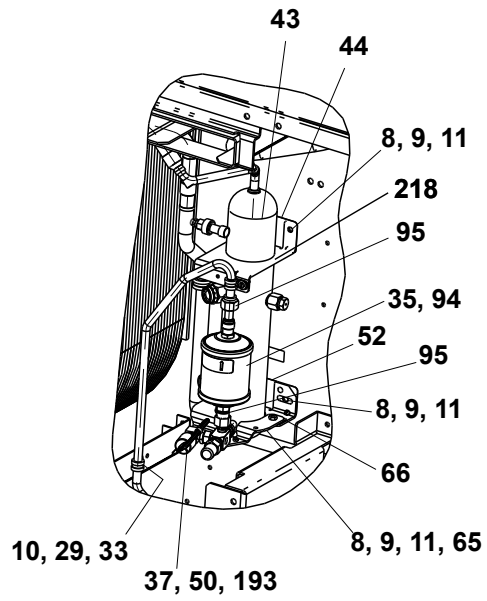
61	68-17196-00	Bracket	1
62	68-16823-00	Cover	1
63	68-16823-05	Cover	1
65	68-16864-04	Bracket	1
66	58-04910-04	Protector	2
93	40-66625-38	Elbow, 90 Str	1
94	14-00284-20	O-Ring	2
95	66-U---1--3882-7	Wire Tie	4
112	42-00032-13	Insulation	2
113	66-U---1--5371-7	Screw, Mach Hxhd (for Cover 68-16823-05)	4
114	66-U---1--5321-8	Washer, Plain (for Cover 68-16823-05)	4
128	14-01091-09	Economizer Solenoid Valve (ESV), Coil	1
129	14-01090-20	Economizer Solenoid Valve (ESV), Body	1
131	66-U---1--3803	Tube, Heat Shrink	2
136	42-00032-16	Insulation	1
137	66-U---1--3882-8	Wire Tie	3
139	42-00425-139	Insulation, Tube	1
140	42-00425-69	Insulation, Tube	1
141	42-00667-32	Insulation, Tube	1
142	42-00667-28	Insulation, Tube	1
143	42-00425-78	Insulation, Tube	1
144	42-00425-93	Insulation, Tube	1
150	42-00243-04	O-Ring	1
151	34-66684-00	Nut, Cap	1
152	14-01091-28	O-Ring	1
153	14-01091-29	O-Ring	1
159	86-04994-00	Bracket	1
160	58-04910-05	Protector	2
161	42-66647-00	Gasket	2
162	42-66647-01	Gasket	1
163	42-66647-02	Gasket	1
164	42-66647-03	Gasket	1
193	58-66671-00	Seal	3
203	68-86384-00	Bracket (for Cover 68-16823-05)	1
204	79-66776-00	Condenser Assembly, Standard Coating	1
204	79-66776-01	Condenser Assembly, Rust Oleum Coating	1
205	14-00232-34	Economizer Expansion Valve (EXV)	1
211	58-04026-38	Protector	1

77-66794-03, -28

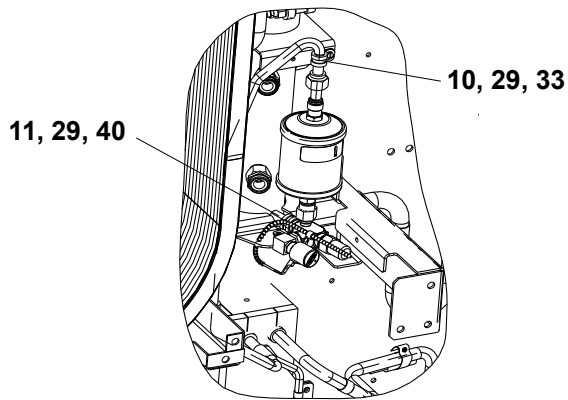
9 Condenser Assembly with MCHE



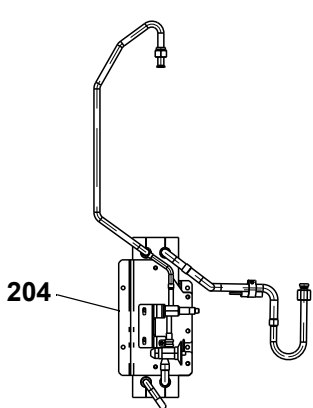
Viewed with Covers Removed



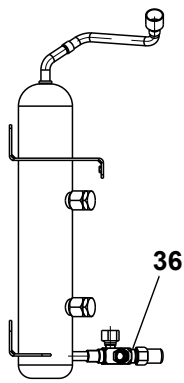
Detail A



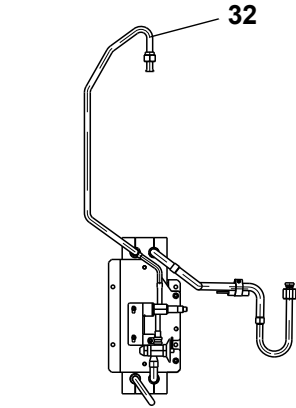
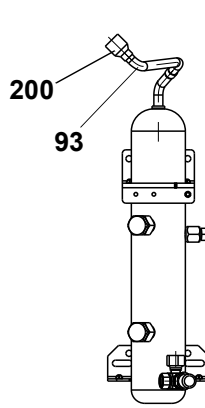
Detail D



Economizer Assembly

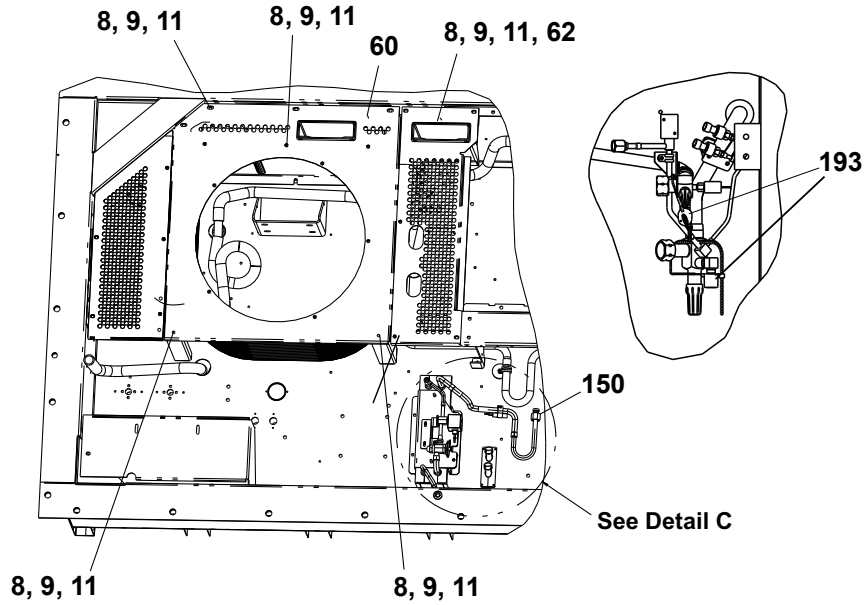


Receiver Brazed Assembly

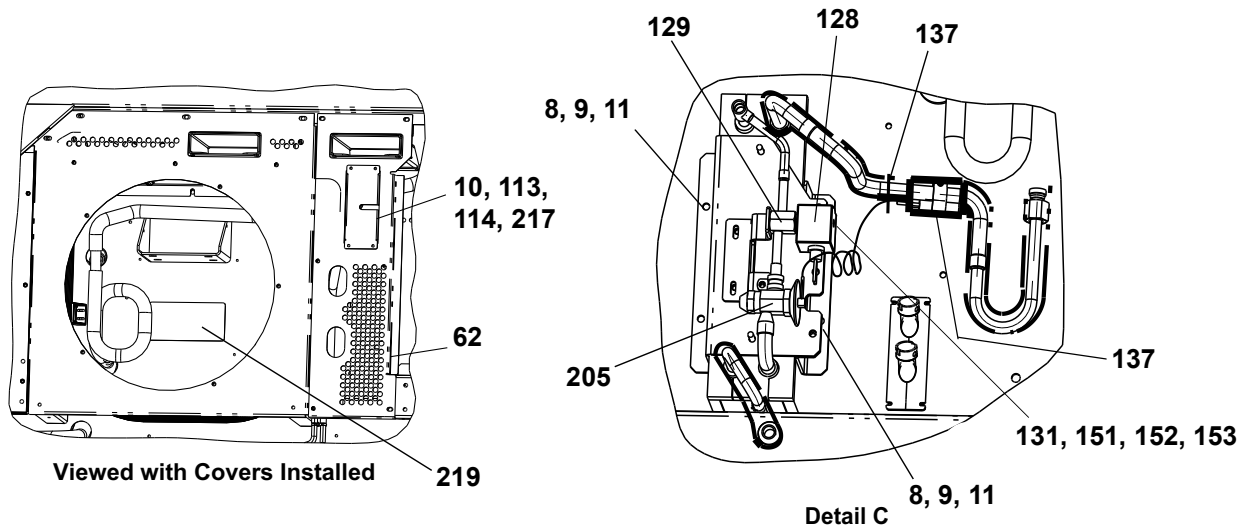


Economizer Brazed Assembly

9 Condenser Assembly with MCHE



Viewed with Covers Installed



Viewed with Covers Installed

Detail C

Item	Part Number	Description	Qty
1	81-04237-20	Coil Assembly, MCHE (See Condenser Assembly - Sub Assemblies)	1
8	66-U---1--5361-25	Screw, Cap Hxhd	34
9	66-U---1--5321-7	Washer, Plain	34
10	34-06053-05	Washer	5
11	34-06053-00	Washer	35
29	66-U---1--5371-6	Screw, Mach Hxhd	2
32	56-09491-00	Tube	1
33	44-00370-03	Clamp, Cushioned	2
35	14-00464-20	Filter Drier	1
36	14-00222-05	Liquid Line Service Valve	1
37	40-00520-03	Coupling	1

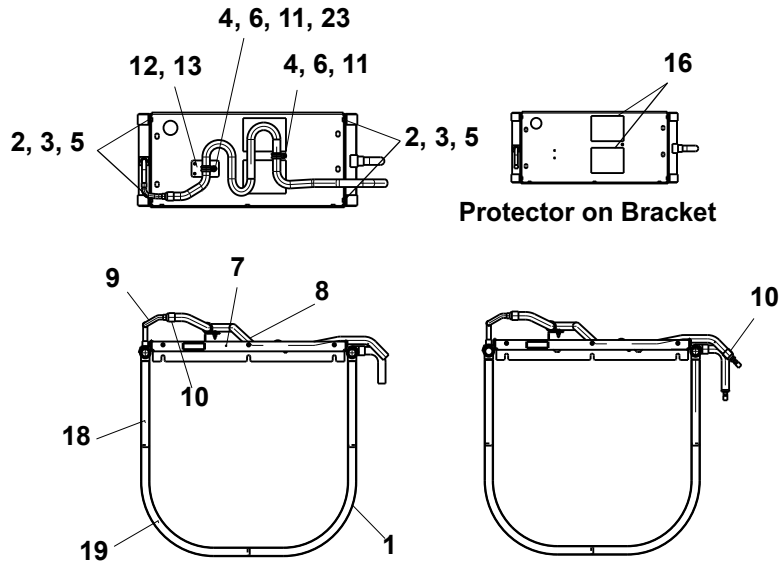
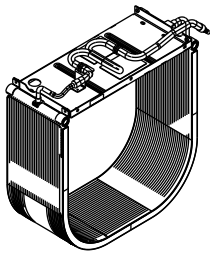
9 Condenser Assembly with MCHE

40	34-00373-07	Clamp, Tube	1
43	65-00215-00	Receiver Assembly	1
44	58-04026-23	Protector	1
45	46-00025-04	Oil, Compressor (not pictured)	1
50	40-00520-03	Cap	1
52	58-04026-108	Protector	1
60	79-04127-00	Cover Assembly (see Condenser Assembly - Sub Assemblies)	1
62	68-17834-00	Cover	1
62	68-17834-03	Cover	1
65	68-17735-00	Bracket	1
66	58-04910-04	Protector	2
93	56-09393-00	Tube, Liquid	1
94	14-00284-20	O-Ring	2
94	14-00464-40	O-Ring	2
95	66-U---1--3882-7	Wire Tie	4
113	66-U---1--5371-7	Screw, Mach Hxhd (for Cover 68-17834-05)	4
114	66-U---1--5321-8	Washer, Plain (for Cover 68-17834-05)	4
128	14-01091-09	Economizer Solenoid Valve (ESV), Coil	1
129	14-01090-20	Economizer Solenoid Valve (ESV), Body	1
131	66-U---1--3803	Tube, Heat Shrink	2
137	66-U---1--3882-8	Wire Tie	3
150	42-00243-04	O-Ring	1
151	34-66684-00	Nut, Cap	1
152	14-01091-28	O-Ring	1
153	14-01091-29	O-Ring	1
193	58-66671-00	Seal	3
200	--DE--01BA-504	Coupling	1
204	79-66776-00	Condenser Assembly, Standard Coating	1
204	79-66776-01	Condenser Assembly, Rust Oleum Coating	1
205	14-00232-34	Economizer Expansion Valve (EXV)	1
217	79-66735-05	Bracket	1
218	66CH---1--1172-19	Trim, Flexible	1
219	58-04026-38	Protector	1

77-66798-04, -24

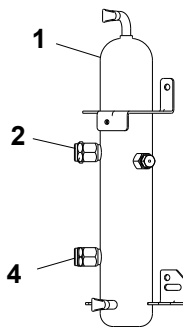
9 Condenser Assembly - Sub Assemblies

81-04237-20



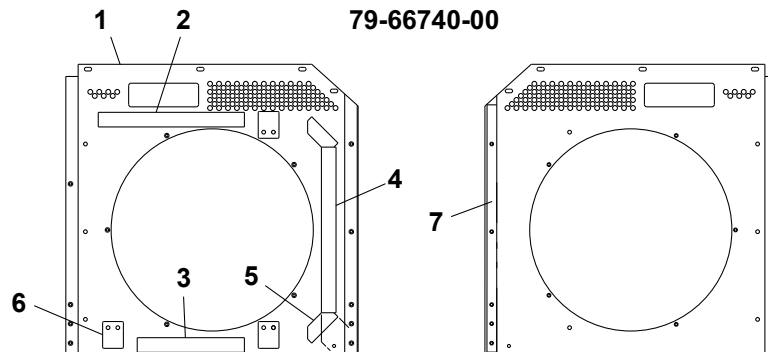
Item	Part Number	Description	Qty
	81-04237-20	Condenser Coil Assembly, MCHE - Includes:	1
1	81-04237-03	Coil Assembly	1
2	66-U---1--5361-25	Screw, Cap Hxhd	4
3	66-U---1--5321-7	Washer, Plain	4
4	34-06053-05	Washer	3
5	34-06053-00	Washer	4
6	66-U---1--5371-6	Screw, Mach Hxhd	2
7	86-05150-00	Bracket	1
8	56-09392-00	Tube, Liquid	1
9	56-09394-00	Tube, Liquid	1
10	--DE--01BA-504	Coupling	2
11	34-00373-61	Clamp, Tube	2
12	68-86389-00	Bracket	1
13	34-00928-09	Rivet, Blind	2
16	42-00174-127	Gasket	2
18	58-04910-21	Protector	4
19	58-04910-22	Protector	4
21	66-U---1--3882-7	Wire Tie	4
23	34-00667-09	Nut, Self Lock	1

79-04049-01

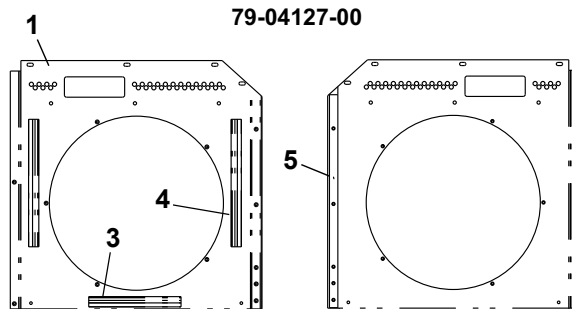


9 Condenser Assembly - Sub Assemblies

	79-04049-01	Receiver Assembly - Includes:	1
1	65-00207-20	Receiver Assembly	1
2	14-00220-04	Sightglass	1
3	14-00221-04	Indicator	1

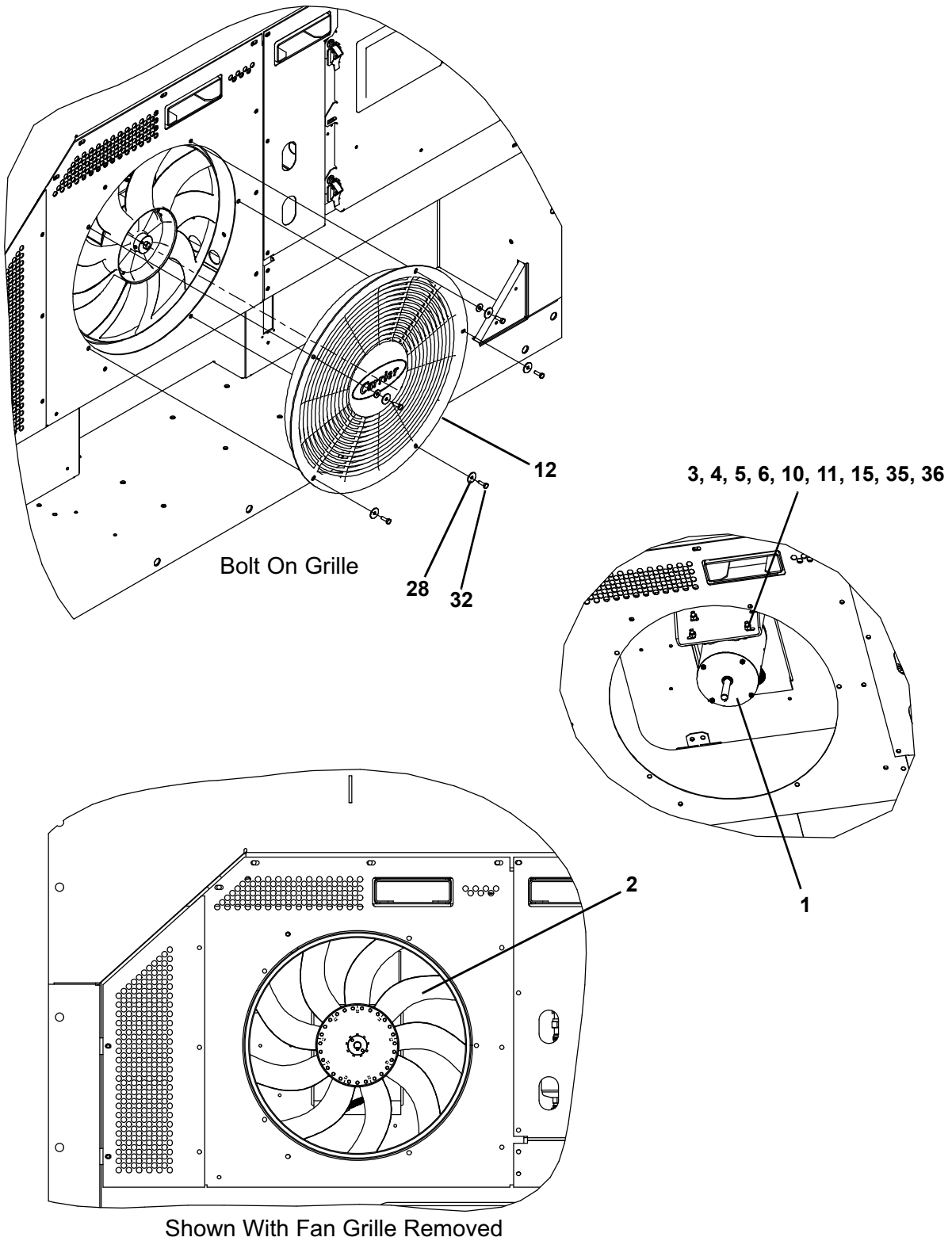


	79-66740-00	Cover Assembly - Includes:	1
1	68-86298-00	Cover	1
2	42-66647-02	Gasket	1
3	42-66647-01	Gasket	1
4	42-66647-03	Gasket	1
5	42-66647-03	Gasket	2
6	58-04910-02	Protector	3
7	42-00465-01	Gasket	1



	79-04127-00	Cover Assembly - Includes:	1
1	68-17700-00	Cover	1
3	42-66647-11	Gasket	1
4	42-66647-12	Gasket	2
5	42-00465-01	Gasket	1

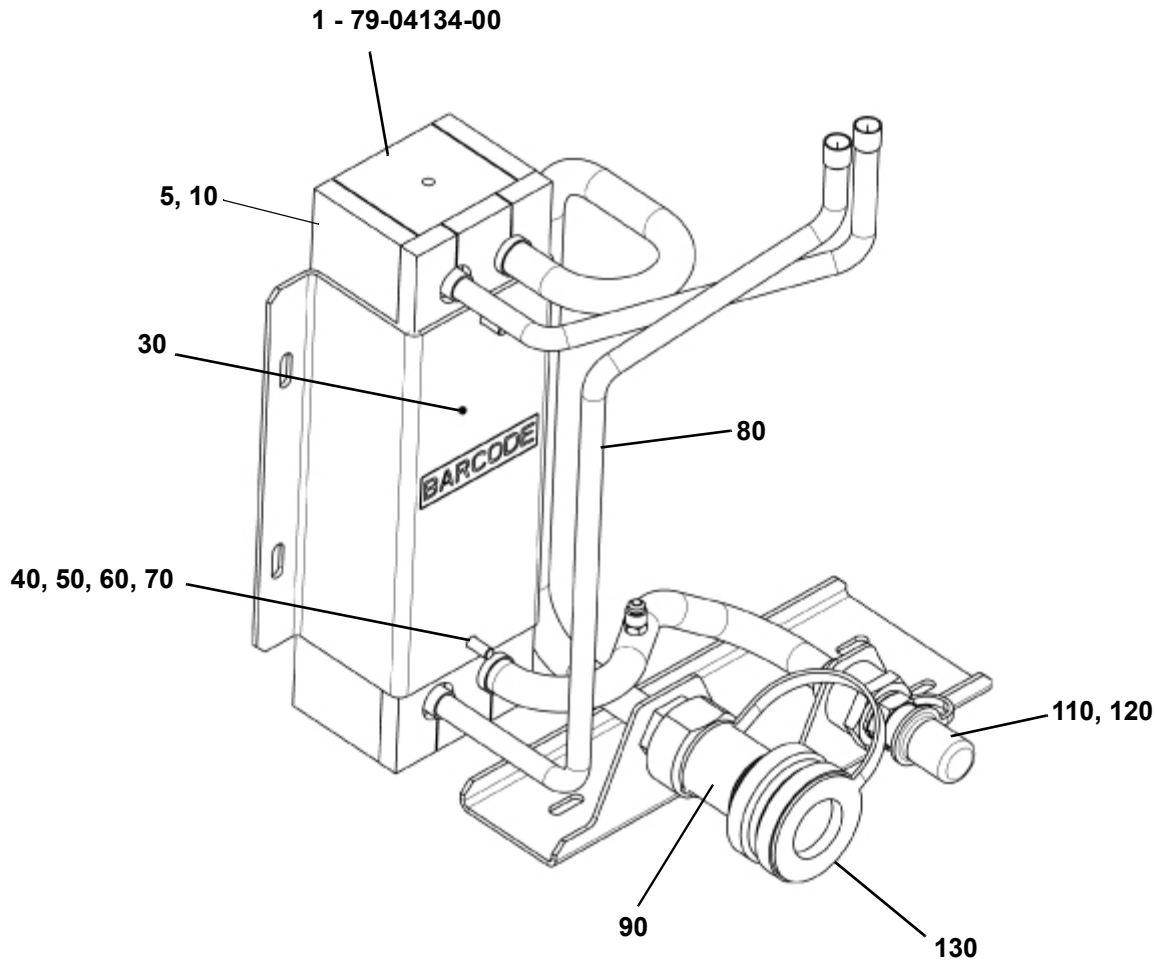
10 Condenser Fan and Motor



10 Condenser Fan and Motor

Item	Part Number	Description	Qty
1	54-00655-20	Condenser Fan Motor	1
2	38-00620-01	Condenser Fan Assembly	1
3	69NT--35---3452	Shim	0.75
4	34-01181-01	Washer, Flat	8
5	34-00667-12	Nut, Self Lock	4
6	66-U---1--5361	Screw, Cap Hex Head 5/16-18 X 1.25	4
10	69NT--35--3452-1	Shim	0.75
11	58-04026-113	Protector	2
12	58-04980-00SV	Condenser Grille	1
15	34-06053-02	Washer	4
28	69NT--35--2692-1	Washer, Fender 1/4-.993-1.015 OD	5
32	66-U---1--5361-25	Screw, Cap Hex Head 1/4-20 X 0.75	5
35	69NT--35--3452-2	Shim	0.75
36	69NT--35--3452-3	Shim	0.75
			77-01707-06

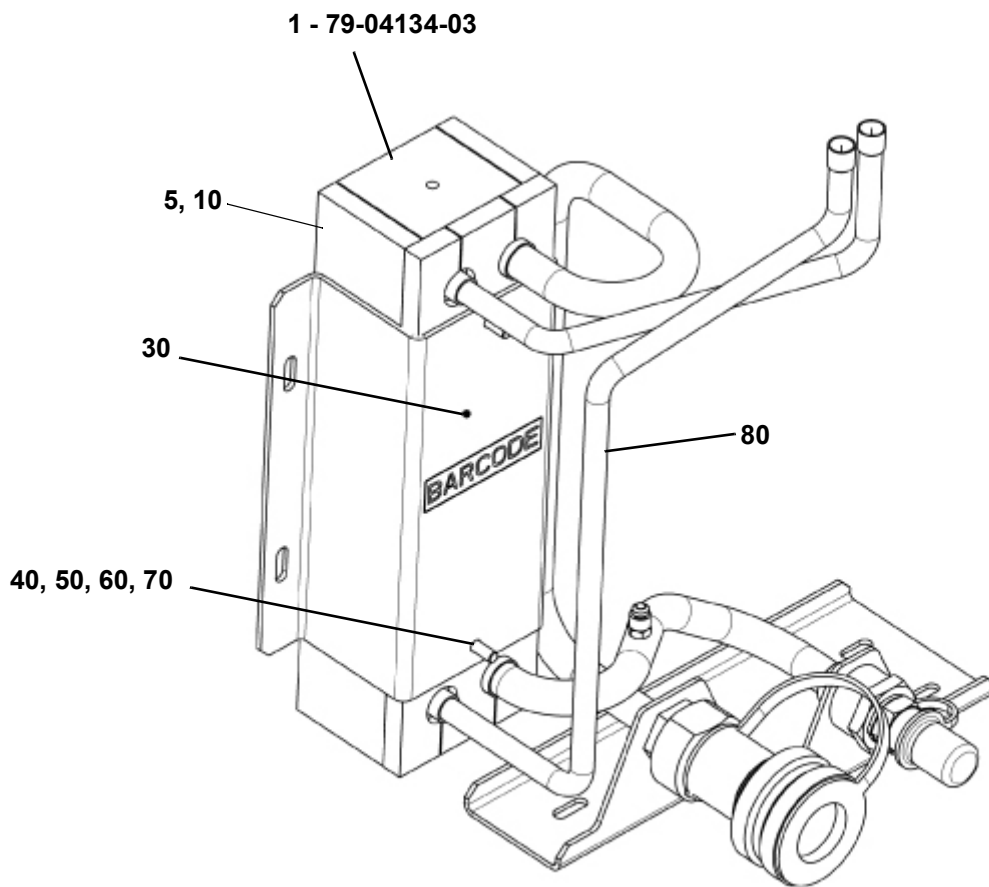
11 Condenser - Brazed Plate Water Cooled Condenser (WCC) Option



Item	Part Number	Description	Qty
1	79-04134-00	Condenser Assembly	1
5	42-00390-04	Insulation	1
10	42-00389-04	Insulation	1
30	68-17676-00	Bracket	1
40	58-00836-19	Spacer	2
50	34-06053-00	Washer	2
60	66-U---1--5321-7	Washer, Plain	2
70	34-01184-06	Nut, Lock	2
80	81-04238-00	Heat Exchanger Assembly	1
90	40-01129-00	Coupling Socket	1
110	66-U---2--1142	Cap, Dust	1
120	66-U---1--2763-5	Coupling Assy	1
130	66-U---2--1152	Cap, Dust	1

79-04134-00

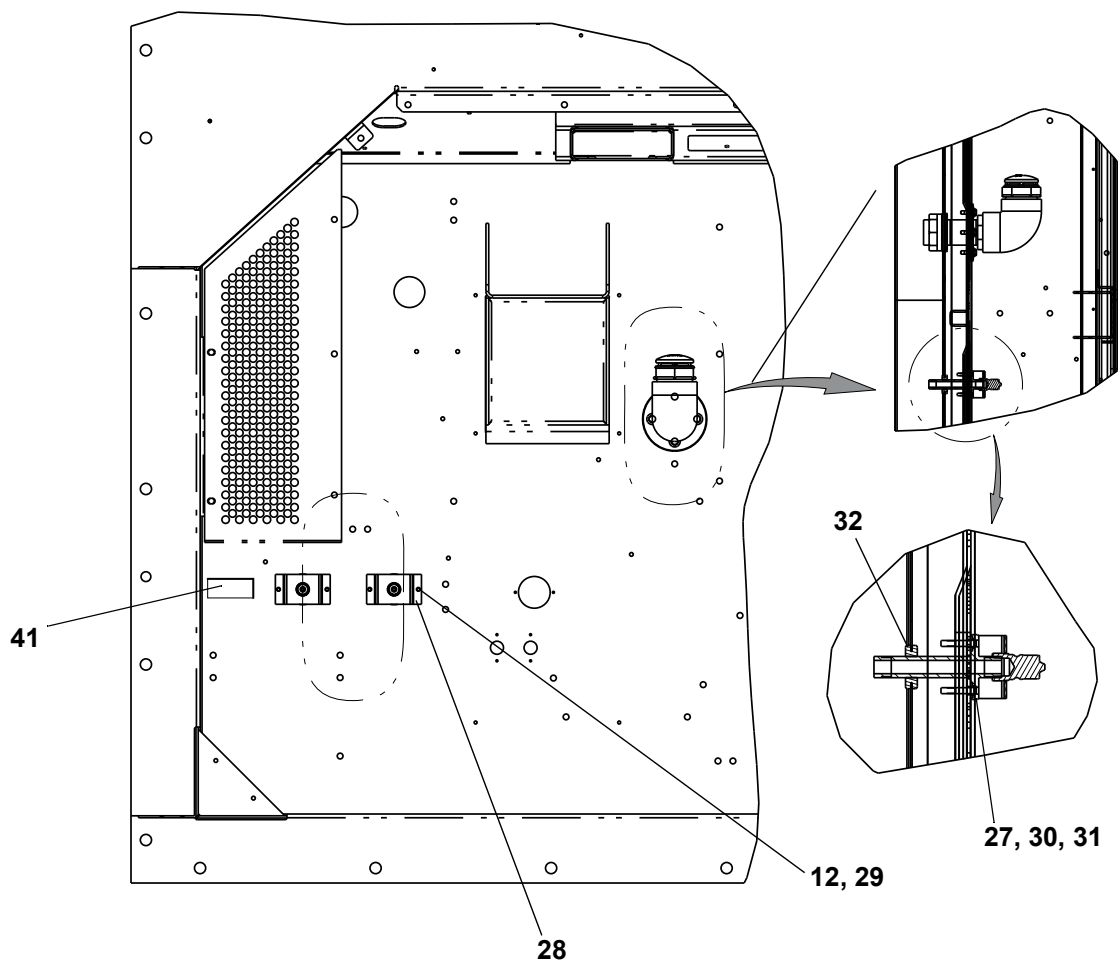
11 Condenser - Brazed Plate Water Cooled Condenser (WCC) Option



Item	Part Number	Description	Qty
1	79-04134-03	Condenser Assembly	1
5	42-00390-04	Insulation	1
10	42-00389-04	Insulation	1
30	68-17676-00	Bracket	1
40	58-00836-19	Spacer	2
50	34-06053-00	Washer	2
60	66-U---1--5321-7	Washer, Plain	2
70	34-01184-06	Nut, Lock	2
80	81-04238-00	Heat Exchanger Assembly	1

79-04134-03

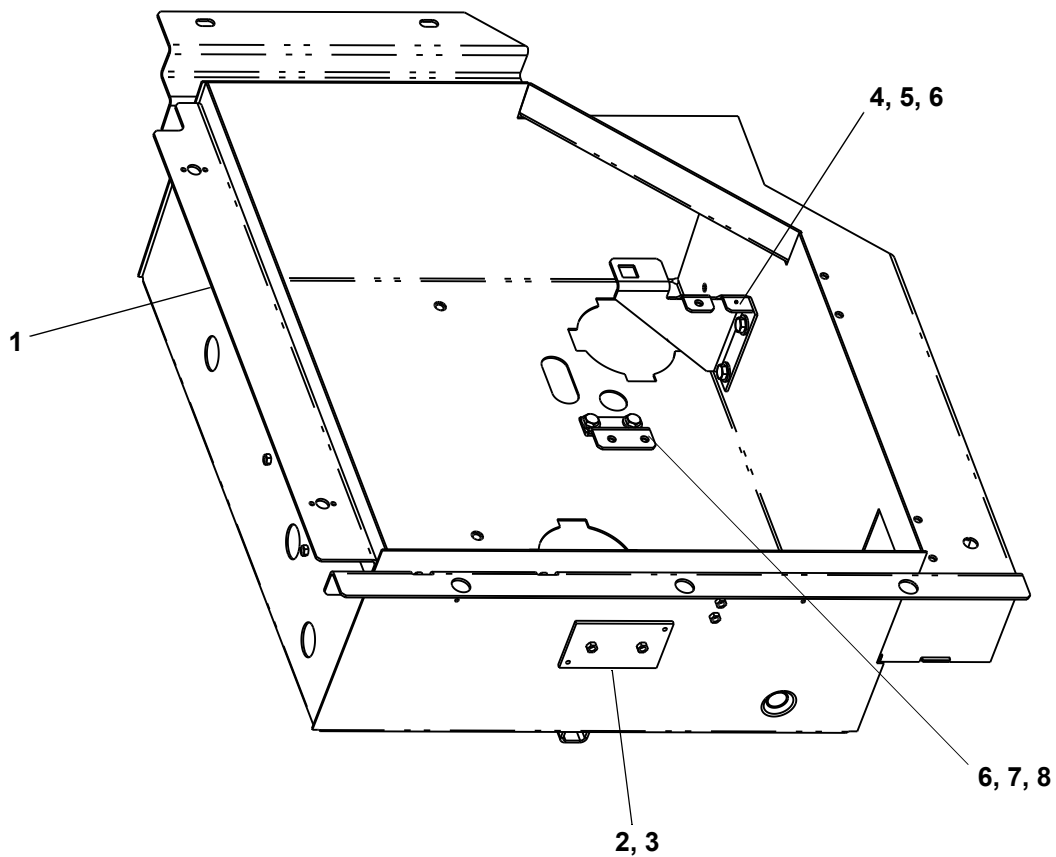
12 Control Atmosphere Kit



Item	Part Number	Description	Qty
12	58-04026-115	Protector	2
27	58-04170-01	Tube Assembly	1
28	69NT--35--8012	Bracket	1
29	34-00928-13	Rivet, Blind	2
30	66-U---1--5321-8	Washer, Plain	4
31	66-U---1--5371-10	Screw, Mach Hxhd	4
32	58-00065-71	Grommet	1
41	62-66116-00	Label	1

77-66677-03

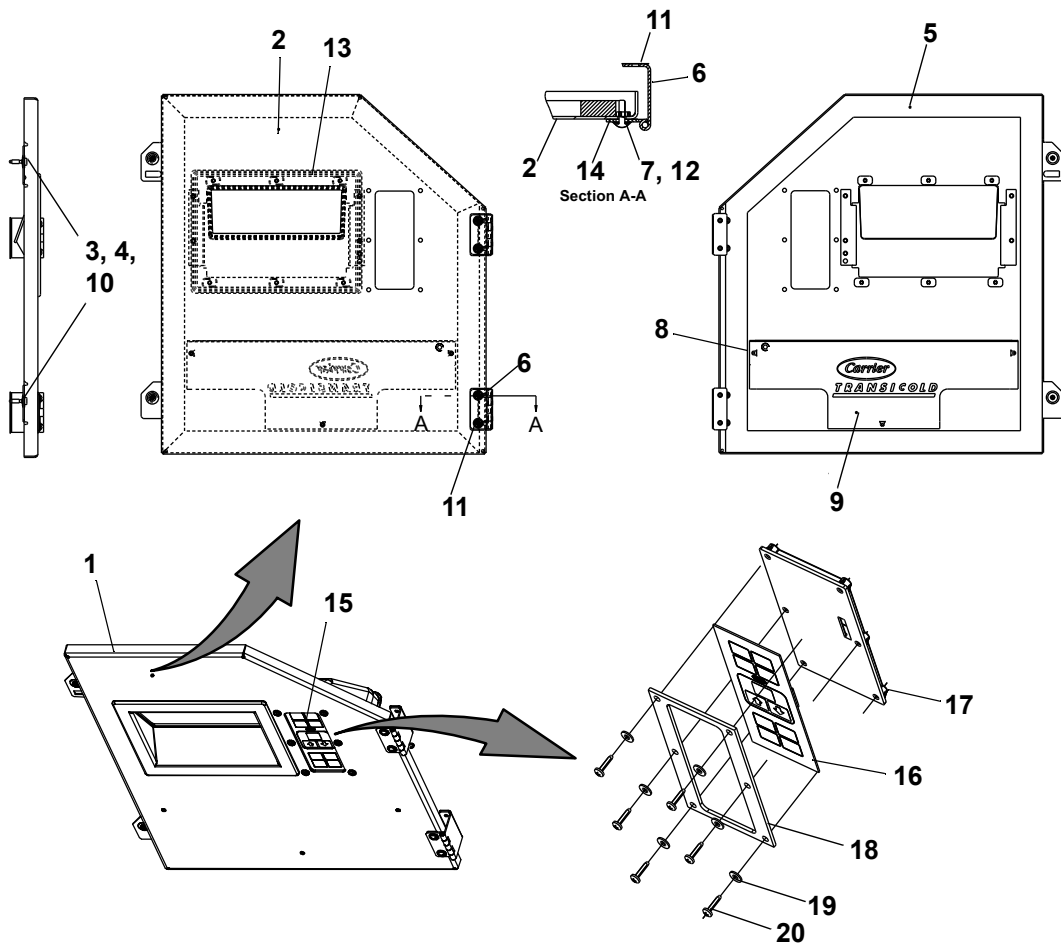
13 Control Box Assembly



Item	Part Number	Description	Qty
	79-04244-02	Box Assembly - Includes:	1
1	86-05315-00	Box Assembly, Weld	1
2	68-16498-00	Nut Plate Assembly	1
3	34-00928-20	Rivet, Blind	2
4	86-05299-01	Bracket	1
5	66-U--1--5361-25	Screw, Cap HXHD	2
6	66-U--1--5321-3	Washer, Plain	4
7	68-18355-00	Channel	1
8	34-00655-04	Screw, Cap HXHD	2

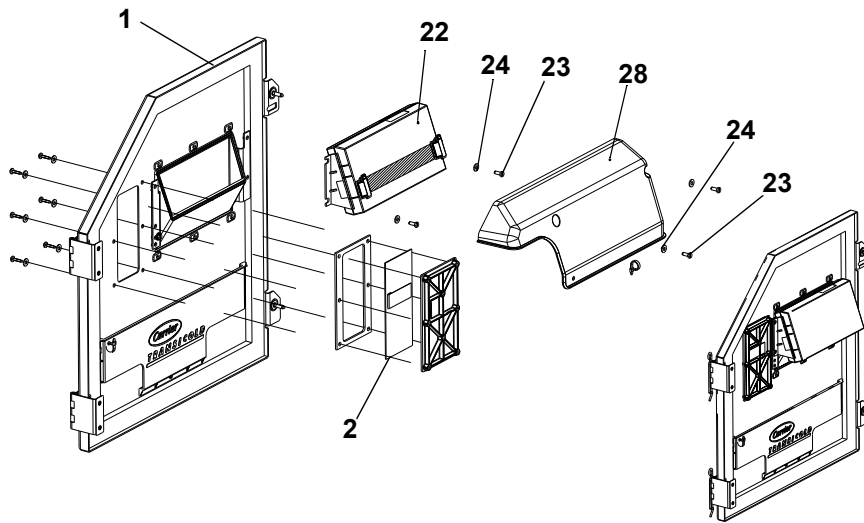
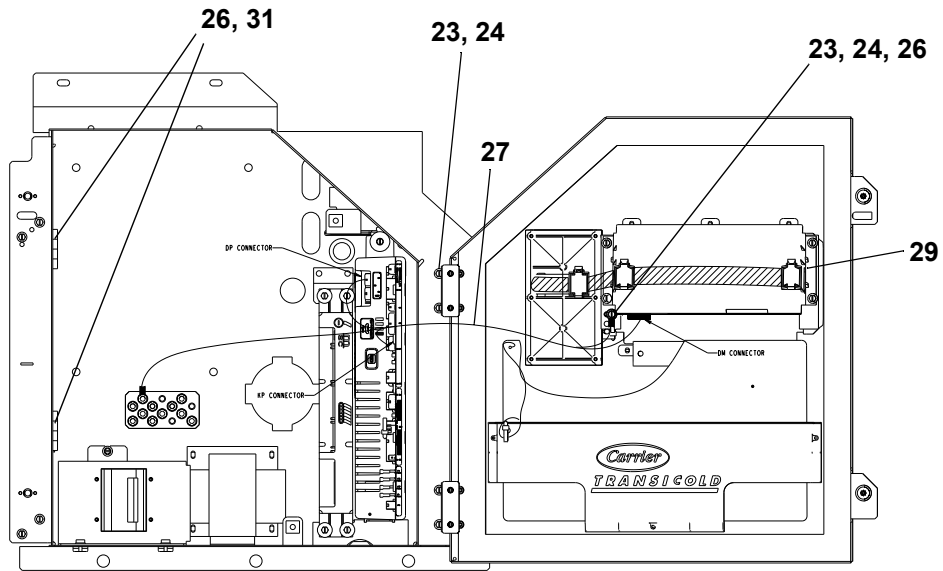
79-04244-02

14 Control Box Door Kit



Item	Part Number	Description	Qty
1	79-66017-00	Control Box Door Assembly - Includes:	1
2	86-66756-00	Door, Control Box	1
3	34-66687-11	Screw, Retaining	2
4	34-06169-00	Washer, Retaining	2
5	42-00741-00	Gasket	1
6	44-00477-00	Hinge	2
7	66-U---1--2403-1	Screw, Mach Trhd	4
8	34-06107-00	Rivet, Blind	3
9	58-04954-00	Pocket	1
10	34-06053-00	Washer	4
11	58-04101-02	Protector	2
12	34-06053-05	Washer	4
13	58-04366-00	Window	1
14	58-04101-00	Protector	2
15	79-66669-04	Key Pad Assembly Includes:	1
16	12-00754-00	Key Pad	1
17	58-04456-00	Plate, Backup	1
18	42-00271-00	Gasket, Keypad	1
19	34-06212-10	Washer, Plain	6
20	34-66630-00	Screw, TF Pan Head	6

14 Control Box Door Kit

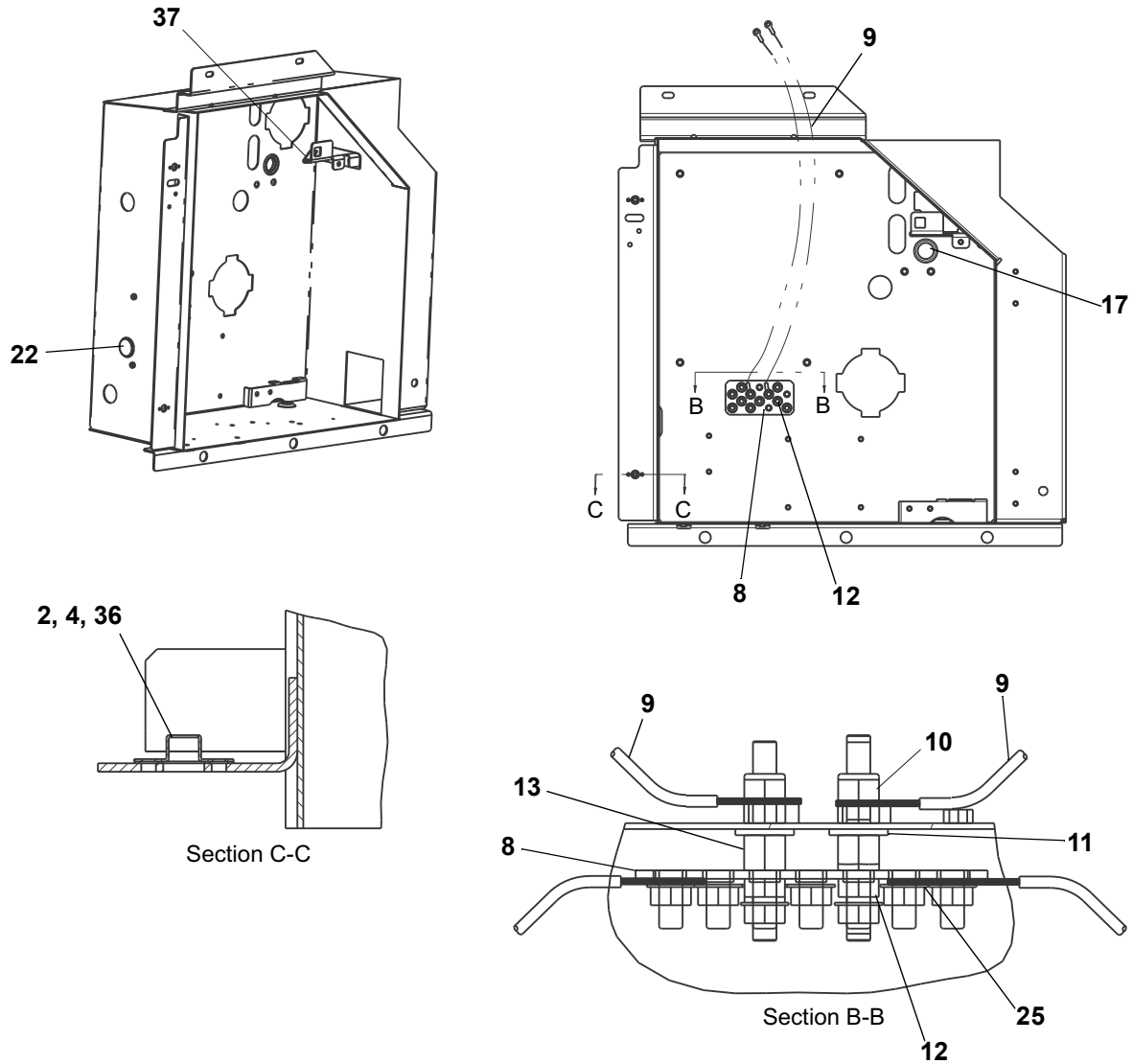


22	12-00433-06RP*	Display Module	1
23	66-U---1--5371-7	Screw, Machine Hex Head #10-24 X 0.500	11
24	66-U---1--5321-8	Washer, Plain #10 Type A	11
26	AU27JR131	Washer, Lock #10 Ext Tooth	3
27	22-01713-56	Harness	1
28	58-05145-00	Rain Shield	1
29	44-00391-00	Clamp	2
31	66-U---1--2403	Screw, Machine #10-24 X 0.500	2

*12-00433-06RP may be alternated with part 12-00433RM2

77-01992-00

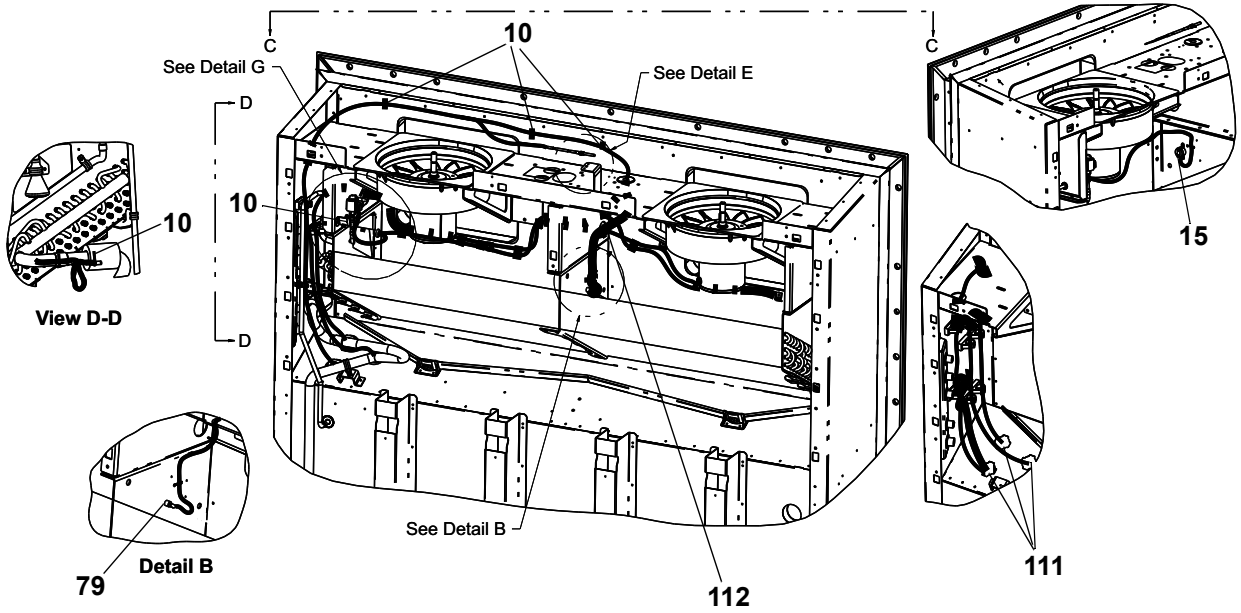
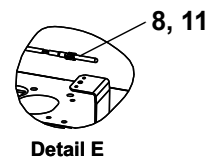
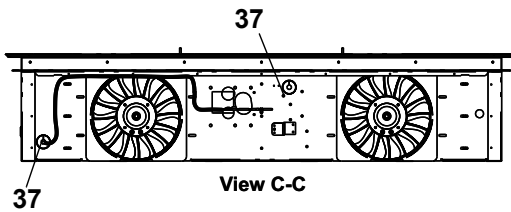
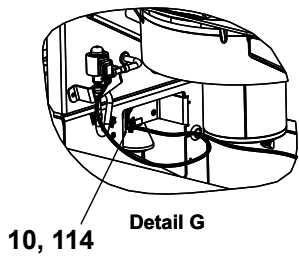
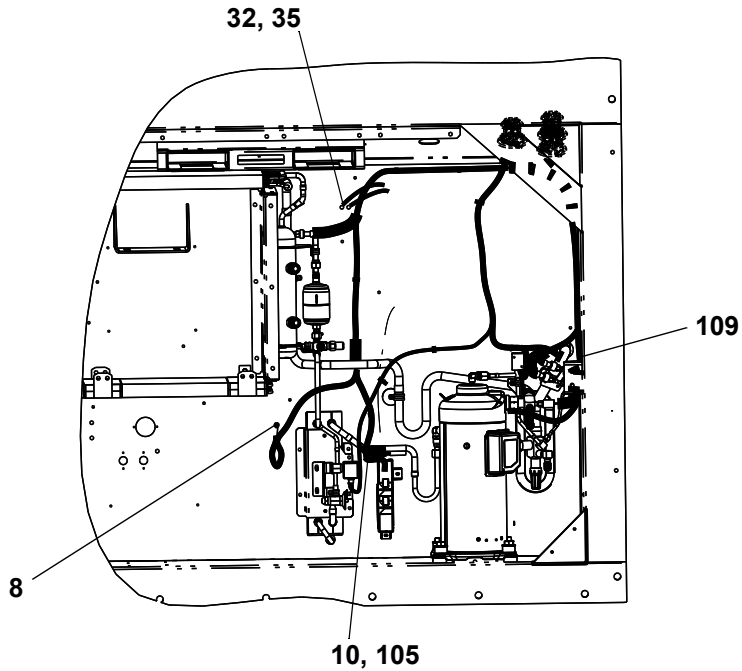
15 Control Box Prep Kit



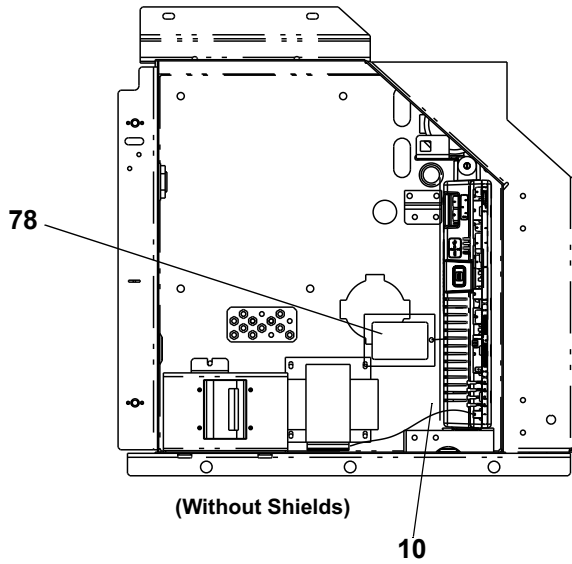
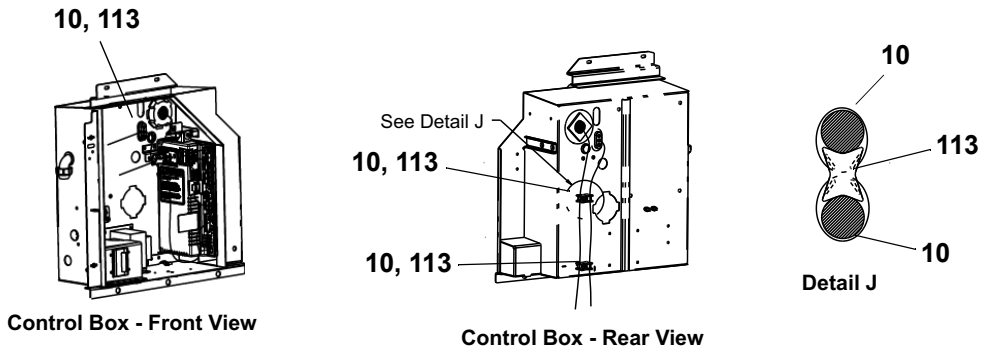
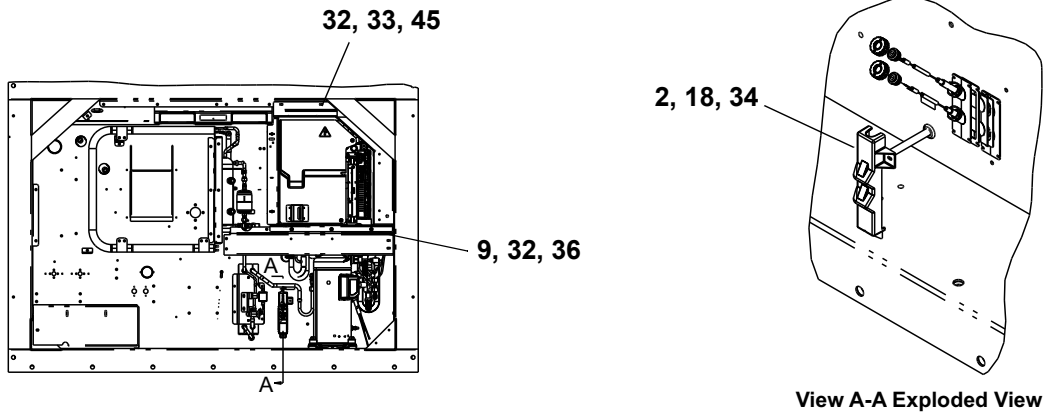
Item	Part Number	Description	Qty
2	34-01142-01	Receptacle	2
4	34-00928-01	Rivet, Blind	4
8	68-86230-00	Strap Assembly	1
9	22-66697-88	Wire Assembly	1
10	34-00667-11	Nut, Self Lock	2
11	66-U---1--5321-3	Washer, Plain	2
12	--AT--39JA-171	Nut, Hex	13
13	66-U---1--9592-13	Standoff	2
17	58-00701-03	Plug, Button	1
22	66-U---1--5562-7	Plug, Button	1
25	--AU--27JR-171	Washer, Lock	11
36	58-04026-32	Protector	2
37	66CH---1--1172-87	Trim, Flexible	1

77-01975-00

16 Controller Kit



16 Controller Kit

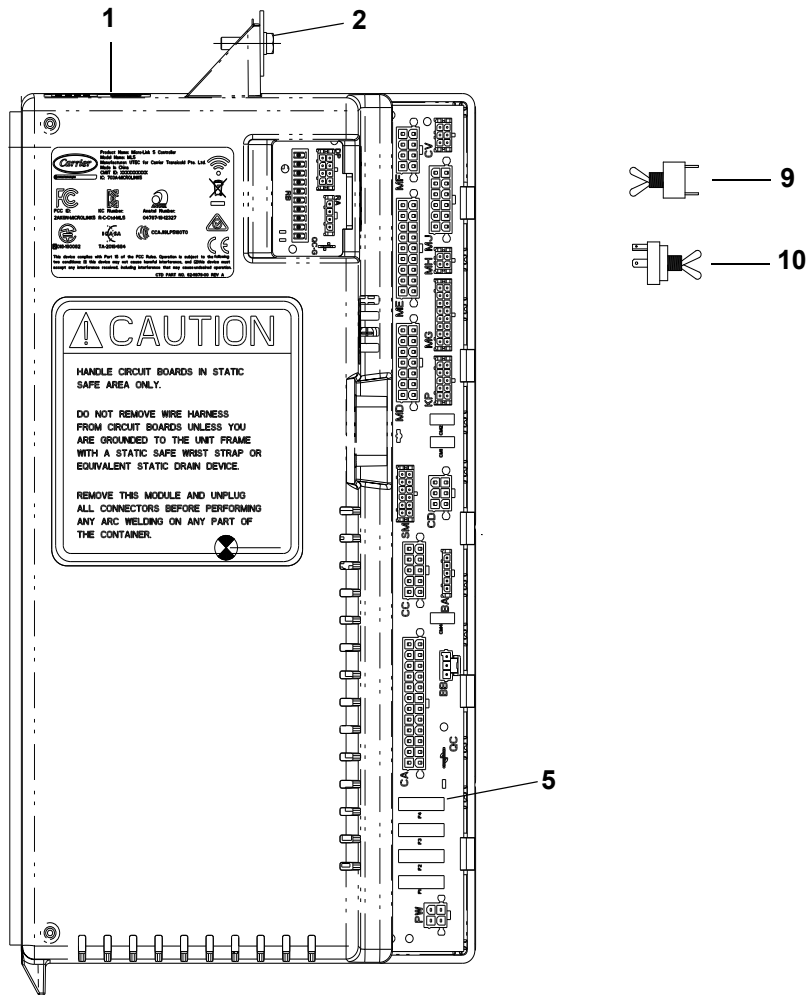


16 Controller Kit

Item	Part Number	Description	Qty
2	58-04279-00	Cover Plastic, Probe	1
8	66-U---1--5371-6	Screw, Machine Hex Head #10-24 X 0.750	2
9	34-06053-03	Washer 0.250 ID X 1.000 OD	3
10	66-U---1--3882	Wire Tie	24
11	44-01041-04	Clamp, Cushioned	1
15	34-01178-22	Screw, Hex Head #8-32 X 0.50	2
18	66-U---1--5371-7	Screw, Machine Hex Head #10-24 X 0.5000	2
32	66-U---1--5361-25	Screw, Cap Hex Head 1/4-20 X 0.75	7
33	66-U---1--5321-7	Washer, Plain 1/4 W Type A	2
34	66-U---1--5321-8	Washer, Plain #10 Type A	2
35	AU27JR171	Washer, Lock 1/4 Ext Tooth	1
36	69NT--35--2692-1	Washer, Fender 1/4	3
37	58-04273-00	Grommet Split	2
45	34-06053-00	Washer 0.250 ID X 0.800 OD	2
78	62-11270-26	Label, Warning	1
79	34-01178-23	Screw, Tc Hex Head #8-32 X 0.75	1
105	58-04321-24	Tube, Slit 3/8 ID,14.00" Lg	1
109	66-U---1--3803	Tube, Heat Shrink	2
111	42-66008-01	Foam Strip	3
112	58-00065-14	Grommet	1
113	58-05169-00	Spacer	3
114	66CH---1--1172-26	Trim, Flexible	1

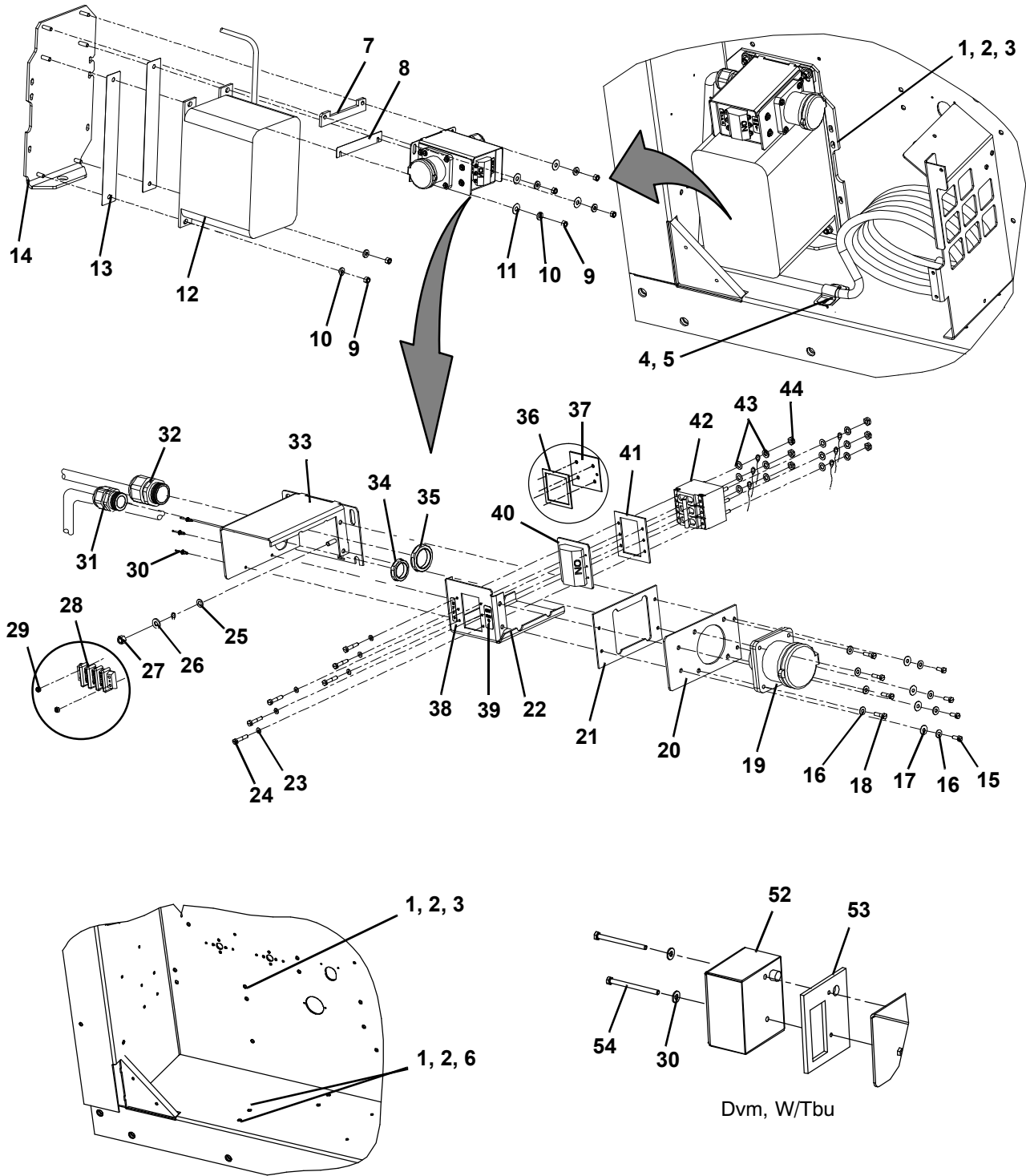
77-01997-00

17 Controller Module Section and Software Cards



Item	Part Number	Description	Qty
1	12-55015	Controller Module, ML5 - Includes:	1
2	66-U---1--5371-6	Screw, Hex Head, #10-24 X 1/2 Inches Long, SST	1
3	69NT--35--2692	Washer, Fender, 0.063 Thick, SST	1
4	58-01184-00	Retainer, Screw, 0.141 ID	1
5	22-02336-08	Fuse, 7.5 Amp (F1, F2, F3, F4)	4
6	12-00594	Controller Operation Software Card (Latest version will be supplied)	1
7	12-00615	DataCORDER Operation Software Card (Latest version will be supplied)	1
8	10-01129-05	Switch, Toggle CFS	1
9	10-01129-12	Switch, (Start/Stop) Toggle ON/OFF	1
10	10-01129-23	Switch, Toggle ST	2
11	79-04262-00	Battery	1
	09-00375-00	Battery, Real Time Clock, (Within the Controller)	1

18 Autotransformer



Autotransformer Provision

Dvm, W/Tbu

18 Autotransformer

Item	Part Number	Description	Qty
STANDARD PARTS INCLUDED IN OPTIONS			
1	66-U---1--5321-7	Washer, Plain, 1/4 W Type A	7
2	34-06053-00	Washer, Mylar, 0.250 ID X 0.800 OD	5
3	AA06JA170	Screw, Hex Head, 1/4-20 X 1.00	7
4	58-04026-07	Protector, Mylar	1
5	68-14456-02	Cable Cutter	1
6	66-U---1--5361-25	Screw, Cap Hex Head 1/4-20 X 0.75	2
AUTOTRANSFORMER WITHOUT CB2			
-	76-00667-07	Transformer Kit, Field Installation, Without CB2 - Includes:	1
7	58-04026-25	Protector, 1.00 X 6.62, With Two Slots	1
8	69NT--35--2086	Spacer, 0.25 Thick Aluminum	1
9	34-00667-12	Nut, Self-Locking, 5/16-18	6
10	34-01181-01	Washer, Flat 0.320/0.330 ID	6
11	34-06053-02	Washer, 0.375 ID X 1.000 OD	4
12	69NT40-914-4	Transformer Assembly	1
13	58-04026-17	Protector, 2.00 X 13.0 With Two Holes	2
14	69NT43-374	Bracket Assembly DV Transformer Module	1
15	66-U---1--5371-7	Screw, Machine, Hex Head, #10-24 X 0.500 Slotted	4
16	66-U---1--5321-8	Washer, Plain #10 Type A	8
17	34-06053-05	Washer 0.205 ID X 0.600 OD	4
18	66-U---1--5371-6	Screw, Machine, Hex Head, #10-24 X 0.750 Slotted	4
19	22-01679-00	Receptacle 32 Amp/Bryant	1
20	69NT41-892	Cover Assembly Transformer Module, Receptacle	1
21	42-00328-00	Gasket, 0.094 Thick X 3.60 X 5.74	1
22	69NT43-282	Box Assembly Transformer Module, CB2	1
23	34-06053-10	Washer 0.138 ID X 0.343 OD	4
24	66-U---2--1531-3	Screw, Machine, Round Head #6-32 X 0.375 Inches Long SS	4
25	AU27JR171	Washer, Lock, 1/4 Ext Tooth	1
26	66-U---1--5321-3	Washer, Plain, 1/4 N Type A	1
27	34-00667-11	Nut, Self-Locking, 1/4-20	1
28	22-01778-00	Terminal, Block Three Terminal	1
29	34-00795-09	Nut, Self-Locking, 10-32	2
30	34-00928-02	Rivet, Blind, 0.125 Inch Diameter 0.126-0.187	3
31	22-02319-05	Connector, Straight, 3/4 Hub	1
32	22-02319-06	Connector, Straight, 0.590/1.00 Inch Diameter	1
33	69NT43-270-1	Box Assembly, Weld DV Transformer Module	1
34	34-06136-01	Nut, Lock, 3/4 NPT	1
35	34-06136-02	Nut, Lock, 1.00 NPT	1
36	42-00366-00	Gasket, 0.094 Thick, 3.20 X 3.200	1
37	68-13832-00	Plate Assembly, 0.090 Thick Aluminum	1

18 Autotransformer

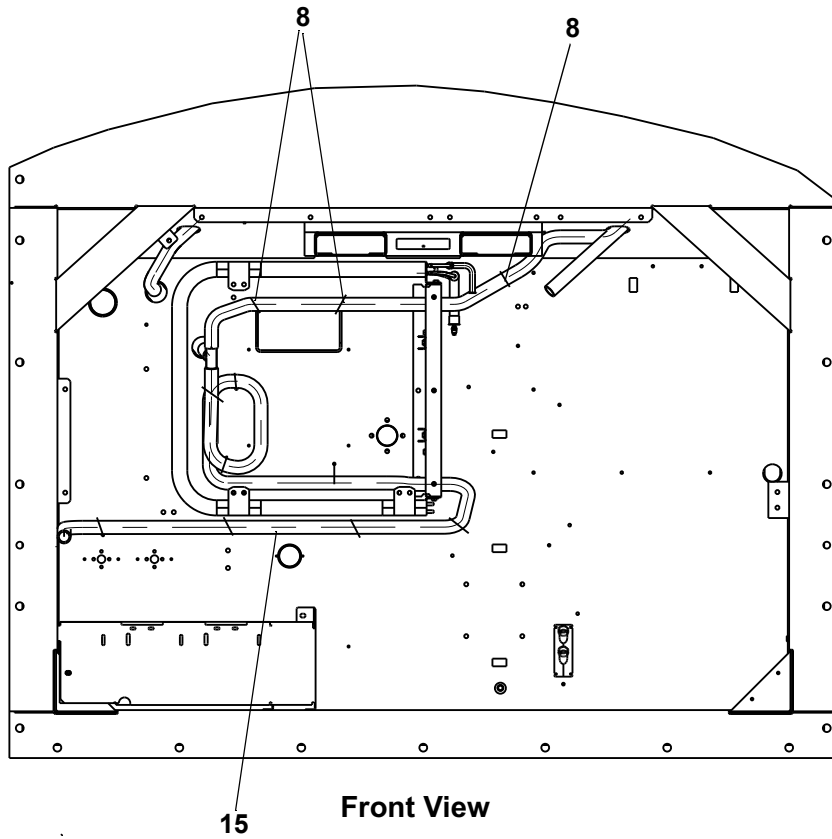
AUTOTRANSFORMER WITH CB2			
-	76-00667-03	Transformer Kit, Field Installation, With CB2 - Includes:	1
7	58-04026-25	Protector 1.00 X 6.62, With Two Slots	1
8	69NT--35--2086	Spacer, 0.25 Thick Aluminum	1
9	34-00667-12	Nut, Self-Locking, 5/16-18	6
10	34-01181-01	Washer, Flat 0.320/0.330 ID	6
11	34-06053-02	Washer, 0.375 ID X 1.000 OD	4
12	69NT40-914-4	Transformer Assembly	1
13	58-04026-17	Protector, 2.00 X 13.0, With Two Holes	2
14	69NT43-374	Bracket Assembly DV Transformer Module	1
15	66-U---1--5371-7	Screw, Machine, Hex Head, #10-24 X 0.500 Slotted	4
16	66-U---1--5321-8	Washer, Plain #10 Type A	8
17	34-06053-05	Washer 0.205 ID X 0.600 OD	4
18	66-U---1--5371-6	Screw, Machine, Hex Head, #10-24 X 0.750 Slotted	4
19	22-01679-00	Receptacle 32 Amp/Bryant	1
20	69NT41-892	Cover Assembly Transformer Module, Receptacle	1
21	42-00328-00	Gasket, 0.094 Thick X 3.60 X 5.74	1
22	69NT43-282	Box Assembly, Transformer Module, CB2	1
23	34-06053-10	Washer, 0.138 ID X 0.343 OD	6
24	66-U---2--1531-3	Screw, Machine, Round Head, #6-32 X 0.375 Inches Long, SST	6
25	AU27JR171	Washer, Lock 1/4 Ext Tooth	1
26	66-U---1--5321-3	Washer, Plain 1/4 N Type A	1
27	34-00667-11	Nut, Self-Locking, 1/4-20	1
30	34-00928-02	Rivet, Blind, 0.125 Inch Diameter, 0.126-0.187	3
31	22-02319-05	Connector, Straight, 3/4 Hub	1
32	22-02319-06	Connector, Straight, 0.590/1.00 Inch Diameter	1
33	69NT43-270	Box Assembly, Weld DV Transformer Module	1
34	34-06136-01	Nut, Lock, 3/4 NPT	1
35	34-06136-02	Nut, Lock, 1.00 NPT	1
38	69NT--35--1076	Label, On/Off (0.35 X 1.55)	1
39	69NT--35--1076-1	Label, CB2, 230V On/Off	1
40	66-U---2--1531-1	Boot, 2.66 X 2.97, Black	1
41	68-13961-00	Boot, Frame, 0.090 Thick Aluminum	1
42	10-00083-06	Circuit Breaker, 70A-250 VAC-50/60Hz	1
43	10-00083-07	Nut, Hex, 1/4-20	6
44	10-00083-08	Washer, Flat, 1/4 (Circuit Breaker)	12

18 Autotransformer

AUTOTRANSFORMER WITH DVM, TBU & CB2			
-	76-00667-12	Transformer Kit, DVM, W/TBU & CB2 Field Installation - Includes:	1
7	58-04026-25	Protector 1.00 X 6.62, With Two Slots	1
8	69NT--35--2086	Spacer, 0.25 Thick Aluminum	1
9	34-00667-12	Nut, Self-Locking, 5/16-18	6
10	34-01181-01	Washer, Flat 0.320/0.330 ID	6
11	34-06053-02	Washer, 0.375 ID X 1.000 OD	4
12	69NT40-914-4	Transformer Assembly	1
13	58-04026-17	Protector, 2.00 X 13.0, With Two Holes	2
14	69NT43-374-1	Bracket Assembly	1
15	66-U---1--5371-7	Screw, Machine, Hex Head, #10-24 X 0.500 Slotted	4
16	66-U---1--5321-8	Washer, Plain #10 Type A	10
17	34-06053-05	Washer 0.205 ID X 0.600 OD	6
18	66-U---1--5371-6	Screw, Machine, Hex Head, #10-24 X 0.750 Slotted	4
19	22-01679-00	Receptacle 32 Amp/Bryant	1
20	69NT41-892	Cover Assembly Transformer Module, Receptacle	1
21	42-00328-00	Gasket, 0.094 Thick X 3.60 X 5.74	1
22	69NT43-282	Box Assembly, Transformer Module, CB2	1
23	34-06053-10	Washer, 0.138 ID X 0.343 OD	6
24	66-U---2--1531-3	Screw, Machine, Round Head, #6-32 X 0.375 Inches Long, SST	6
25	AU27JR171	Washer, Lock 1/4 Ext Tooth	1
26	66-U---1--5321-3	Washer, Plain 1/4 N Type A	1
27	34-00667-11	Nut, Self-Locking, 1/4-20	1
31	22-02319-05	Connector, Straight, 3/4 Hub	1
32	22-02319-06	Connector, Straight, 0.590/1.00 Inch Diameter	1
33	69NT43-270-2	Box Assembly, Weld DV Transformer Module	1
34	34-06136-01	Nut, Lock, 3/4 NPT	1
35	34-06136-02	Nut, Lock, 1.00 NPT	1
45	69NT--35--1076	Label, On/Off (0.35 X 1.55)	1
46	69NT--35--1076-1	Label, CB2, 230V On/Off	1
47	66-U---2--1531-1	Boot, 2.66 X 2.97, Black	1
48	68-13961-00	Boot, Frame, 0.090 Thick Aluminum	1
49	10-00083-06	Circuit Breaker, 70A-250 VAC-50/60Hz	1
50	10-00083-07	Nut, Hex, 1/4-20	6
51	10-00083-08	Washer, Flat, 1/4 (Circuit Breaker)	12
52	12-00474-01	Box Assembly Transformer	1
53	42-00471-01	Gasket	1
54	34-06221-00	Screw, Hex Head 10-24 X 2.50	2

77-01699-05

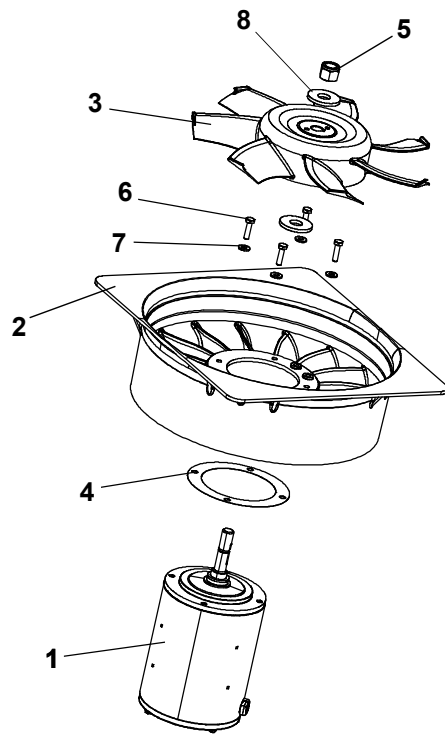
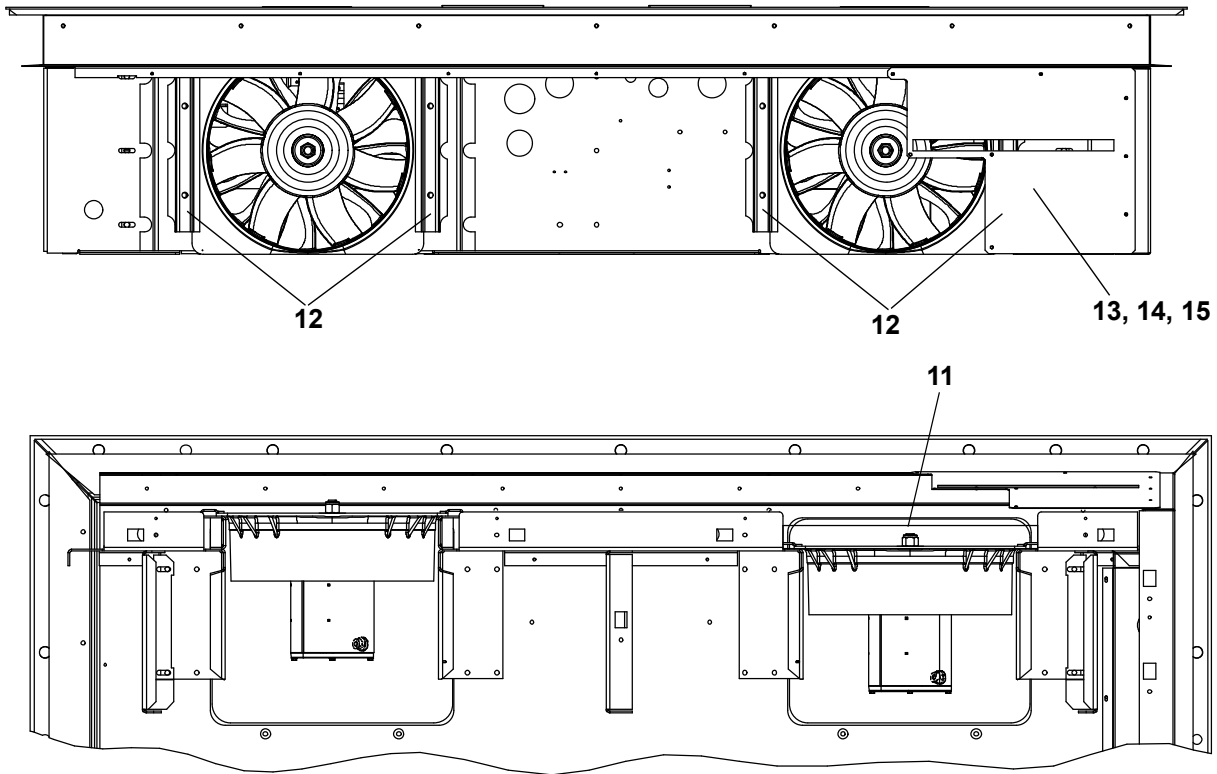
19 Drain



Item	Part Number	Description	Qty
8	66-U---1--3882	Wire Tie 1/16-1-3/4 Self locking	3
15	58-04539-03	Tube, Flexible Std. 104"	1

77-66766-00

20 Evaporator Fan and Motor

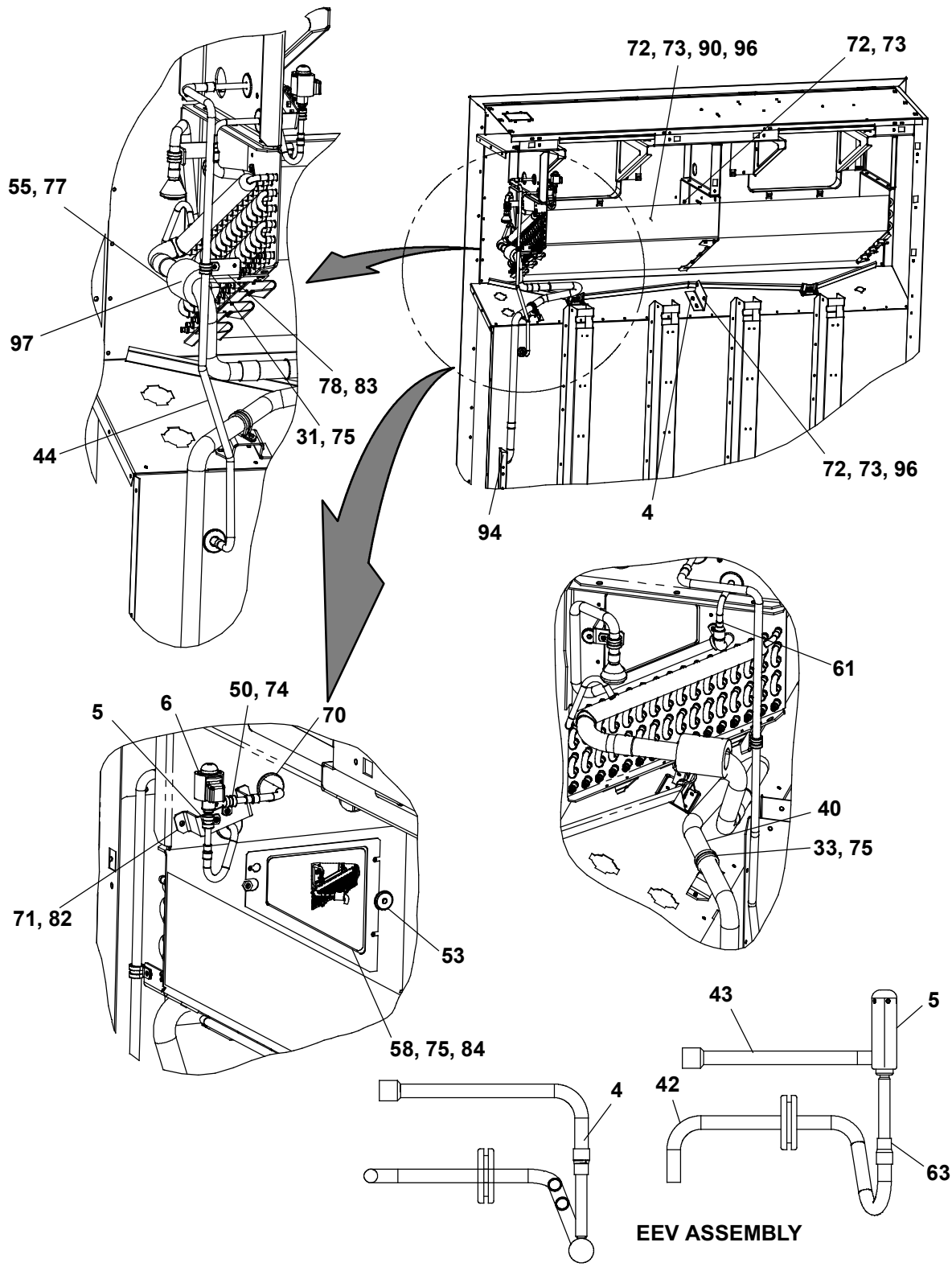


20 Evaporator Fan and Motor

Item	Part Number	Description	Qty
1	54-00648-20	Evaporator Motor	2
2	48-00413-00	Stator	2
3	38-00599-00	Evaporator Fan	2
4	58-04770-00	Protector	2
5	34-00795-17	Nut, Self Lock	2
6	34-06165-08	Screw, Cap Hex Head 1/4-20X1.00	8
7	66-U---1--5321-3	Washer, Plain 1/4 N Type A	8
8	34-00616-06	Washer, Special 5/8, 18-8	4
11	66-U---1--2552-185	Gasket .75 Thick X 1.5X16.63	1
12	69NT--43---295	Bracket Assembly	4
13	34-00655-08	Screw, Cap Hex Head 1/4-20 X 1.00	4
14	34-00663-11	Washer, Lock 1/4 Spring	4
15	69NT--35--2692-1	Washer, Fender 1/4	4

77-66667-01

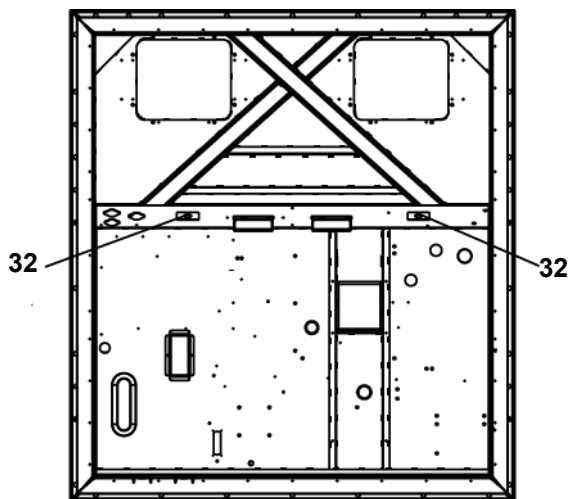
21 Evaporator Tubing and Coil



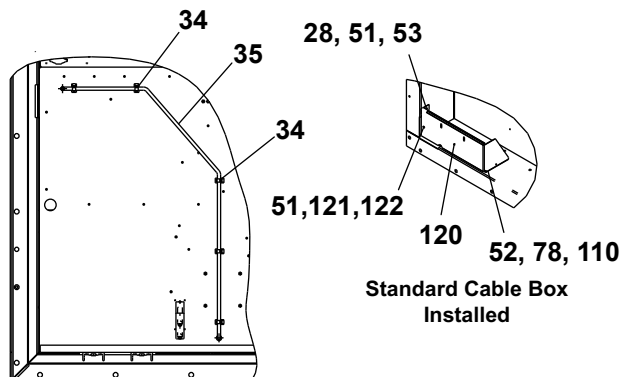
21 Evaporator Tubing and Coil

Item	Part Number	Description	Qty
4	14-00176-01	Strainer 100 Mesh, 3/8 OD	1
5	14-00393-00SV	Electronic Expansion Valve (EEV), Body	1
6	14-00393-10	Electronic Expansion Valve (EEV), Coil	1
31	44-00370-03	Clamp, Cushioned	1
33	44-00370-08	Clamp, Cushioned	1
40	56-09195-00	Tube, Suction 1-1/8 OD X .050 W	1
42	56-09141-00	Tube 3/8 OD X .028 W	1
43	56-09087-00	Tube, Liquid 3/8 OD X .028 W	1
44	56-09241-00	Tube, Liquid .500 OD X .035 W	1
50	34-00373-52	Clamp, Tube	2
53	66-U---1--1571-3	Grommet	1
55	42-00425-109	Insulation, Tube Pre-Taped	1
58	62-11750-00	Label Sensor Replacement	1
61	40-66629-00	Bushing 5/8 X 3/8	1
63	40-66628-03	Coupling 3/8C X 5/16	2
70	58-00065-14	Grommet	2
71	66-U---1--5371-6	Screw, Machine Hex Head #10-24 X 0.750 Sltd	2
72	66-U---1--5321-3	Washer, Plain 1/4 N Type A	15
73	66-U---1--5361-25	Screw, Cap Hex Head 1/4-20 X 0.75	13
74	66-U---1--5371-7	Screw, Machine Hex Head #10-24 X 0.500	2
75	66-U---1--5381-1	Screw, Hex Head #10-24 X.75L	5
77	66-U---1--3882-3	Wire Tie	2
78	66-U---1--5381-4	Screw, Hex Head Sltd #10-24 X0.63L	2
82	68-16892-00	Bracket	1
83	68-17578-00	Bracket	1
84	68-17089-00	Plate, Cover	1
90	81-04186-20	Evaporator Coil Assembly	1
94	42-00183-08	Trim, Flexible	1
96	34-00663-11	Washer, Lock 1/4 Spring	11
97	12-00500-01SV	Sensor, Evaporator (ETS1 & ETS2)	1
			77-01875-00

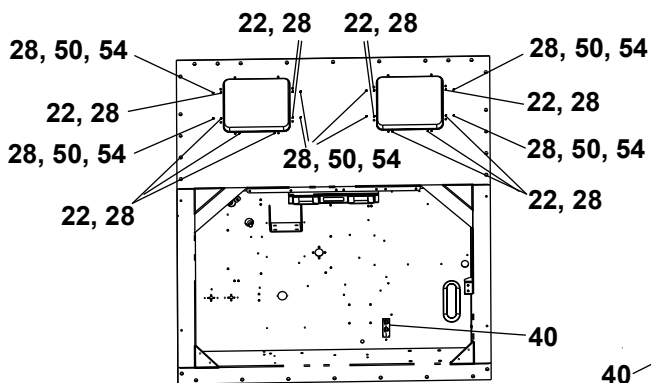
22 Frame Assembly



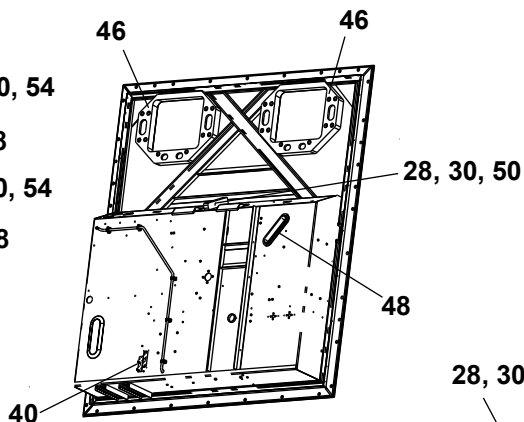
Frame - Rear View
(Frame Caulking)



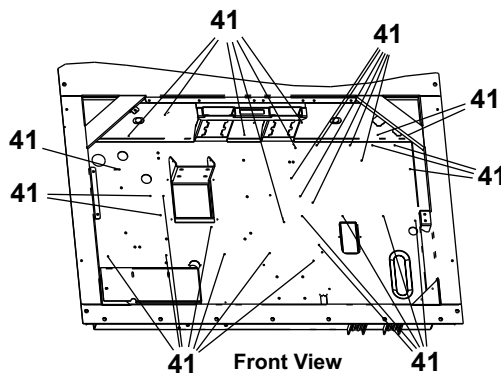
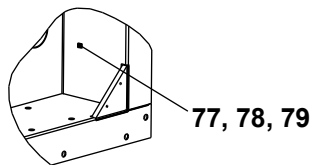
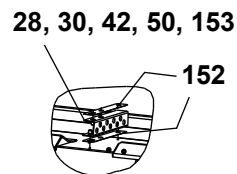
Standard Cable Box
Installed



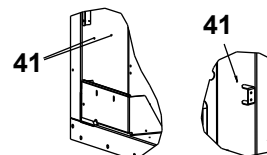
Frame - Front View
(Component Attachment)



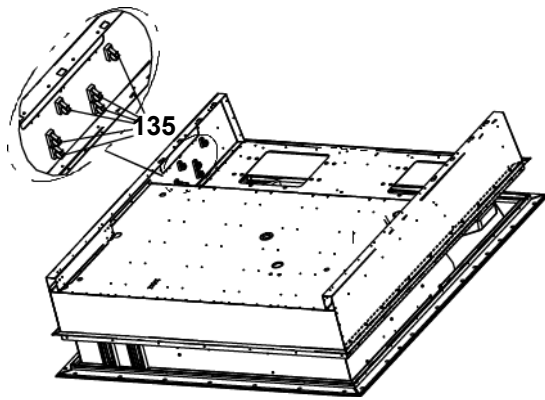
Frame - Rear View
(Component Attachment)



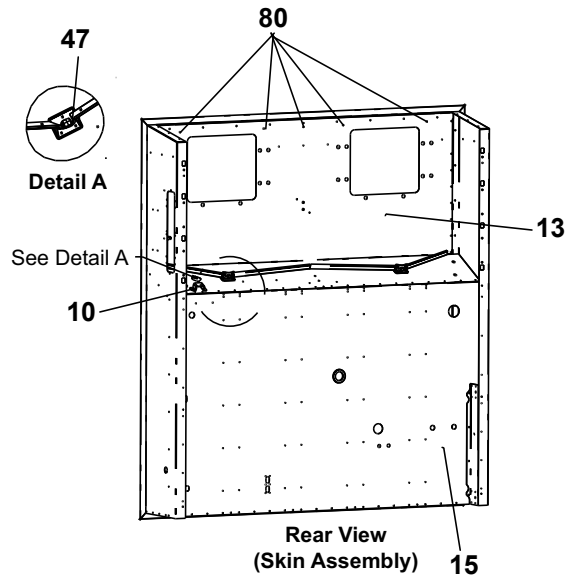
Front View



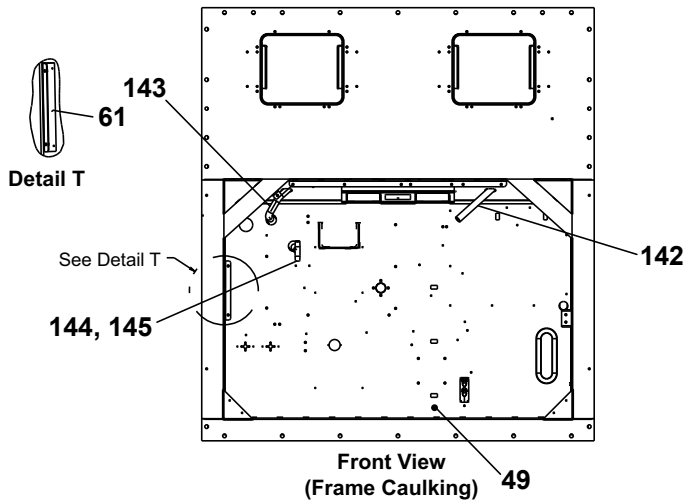
22 Frame Assembly



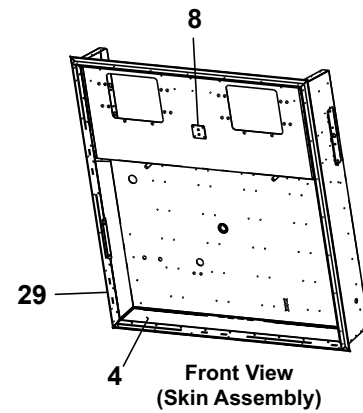
Rear View
(Skin to Frame Assembly)



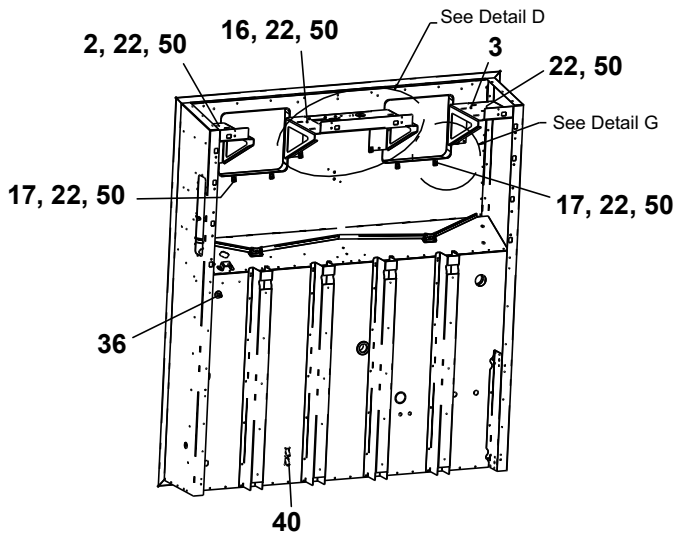
Rear View
(Skin Assembly)



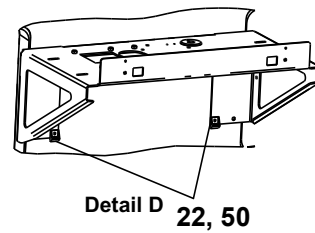
Front View
(Frame Caulking)



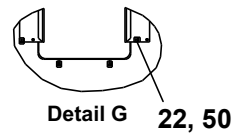
Front View
(Skin Assembly)



Rear View
(Standoff & Fan Deck Assembly)



Detail D 22, 50



Detail G 22, 50

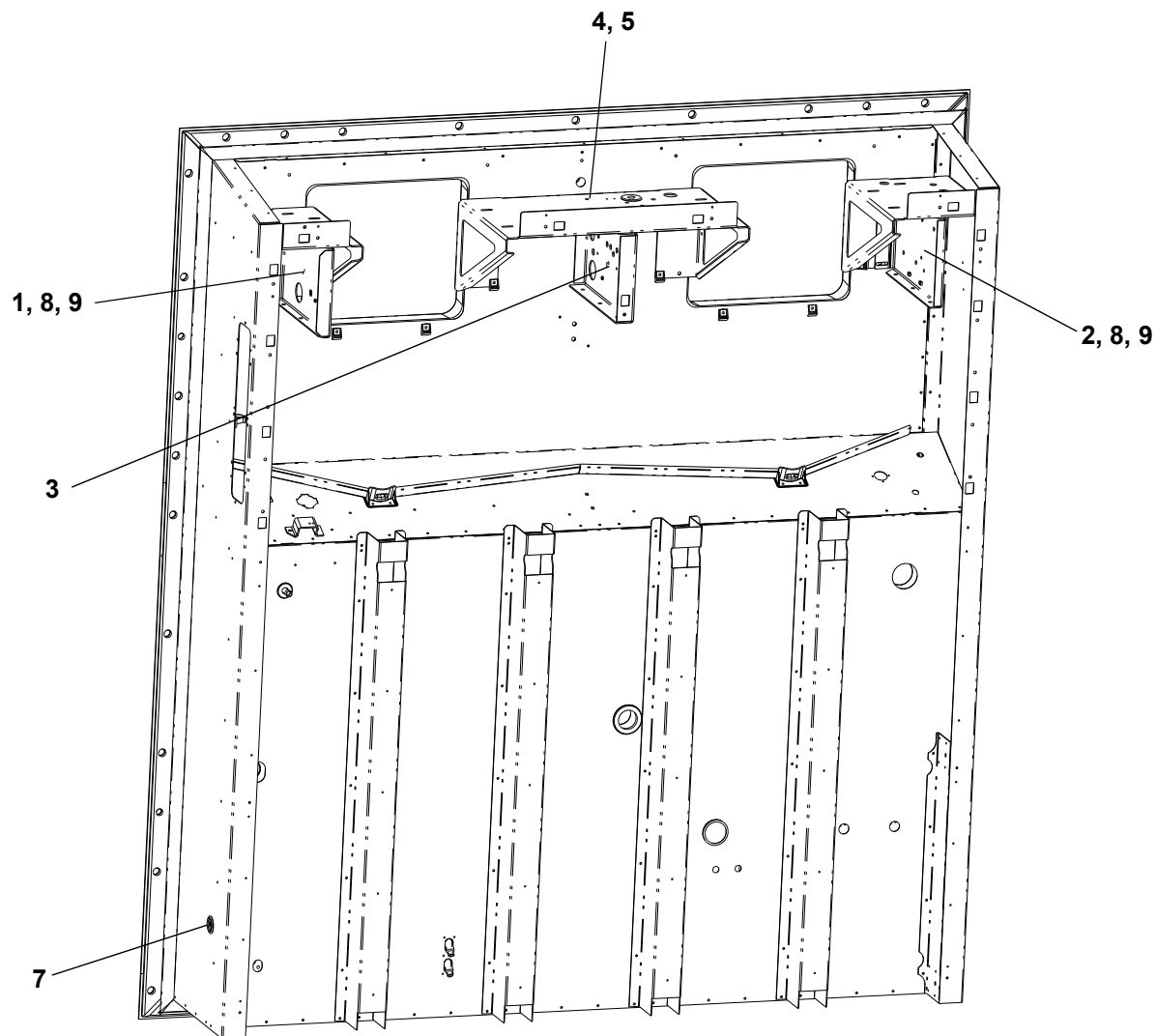
22 Frame Assembly

Item	Part Number	Description	Qty
2	68-16696-00	Fan Deck	1
3	68-16697-04	Fan Deck	1
4	68-18010-00	Panel, Bottom	1
8	68-17154-00	Nut Plate Assembly	1
10	68-17190-00	Bracket	1
13	68-18423-04	Panel	1
15	68-86312-15	Panel, Air Duct	1
16	68-17419-01	Fan Deck Assembly	1
17	69NT--35--2692-1	Washer, Fender	4
22	34-00655-10	Screw, Cap Hxhd	28
28	34-06053-00	Washer	23
30	--AA--06JA-170	Screw, Cap Hxhd	2
32	42-00570-00	Gasket	2
34	44-66608-01	Clip, Retaining	5
35	56-09065-00	Tube, Liquid	1
36	58-00065-56	Grommet	1
39	58-04246-02	Ty-Rap Base	7
40	58-04276-00	Holder	1
41	58-04316-00	Base, Mounting	34
42	68-86388-00	Spacer	1
46	58-04935-00	Spacer	2
47	58-04968-00	Fitting	2
48	58-04990-00	Fitting	1
49	66-U---1--1571-3	Grommet	1
50	66-U---1--5321-3	Washer, Plain	26
51	66-U---1--5321-7	Washer, Plain	2
52	66-U---1--5321-8	Washer, Plain	2
53	66-U---1--5361-25	Screw, Cap Hxhd	1
54	66-U---1--5361-47	Bolt, Mach Hxhd	8
61	68-17118-00	Bracket	1
77	58-04246-00	Ty-Rap Base	1
78	66-U---1--5371-6	Screw, Mach Hxhd	3
79	34-00663-09	Washer, Lock	1
80	58-04315-00	Base, Mounting	5
110	34-06053-05	Washer	2
120	68-17131-00	Guard	1
121	34-00792-07	Screw, Cap Hxhd	1

22 Frame Assembly

122	34-06053-15	Washer	1
135	44-00361-01	Clip, Retaining	6
142	58-04539-12	Tube, Flexible	1
143	58-04539-11	Tube, Flexible	1
144	58-04539-10	Tube, Flexible	1
145	58-04202-02	Tee	1
152	58-66782-00	Protector	2
153	34-00663-11	Washer, Lock	2
			79-04218-87

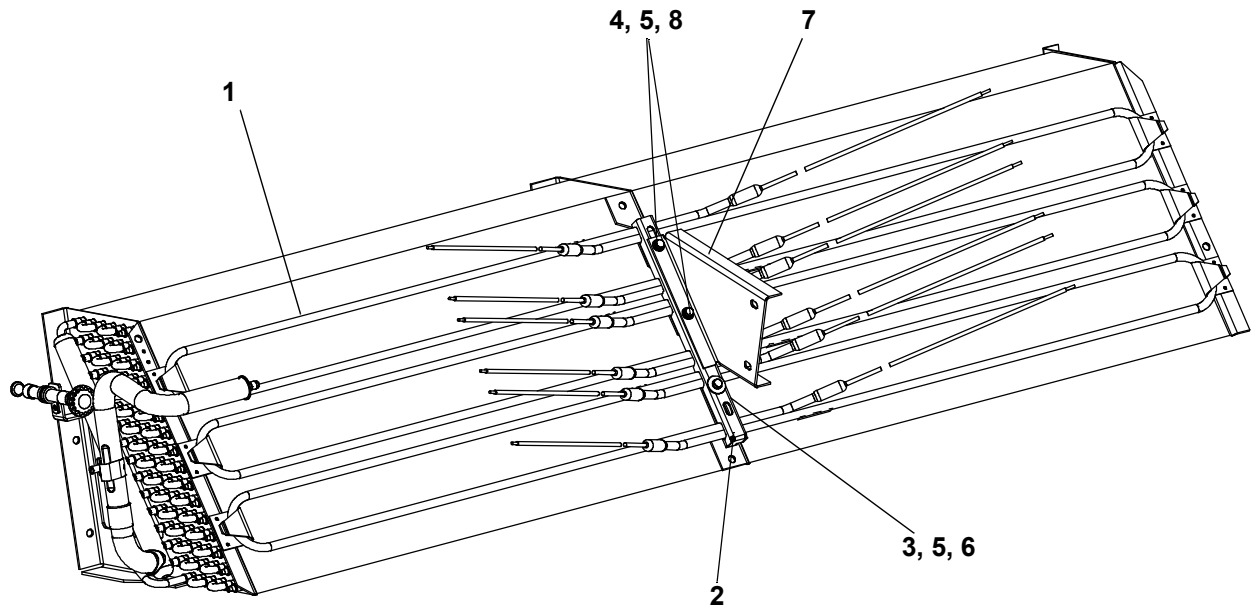
23 Frame Kit



Item	Part Number	Description	Qty
1	68-17845-03	Panel	1
2	79-66747-00	Panel Assembly Coil Extension	1
	79-66747-02	Panel Assembly Coil Extension (with EverFRESH)	1
3	68-17145-05	Panel Assembly Coil Extension	1
	68-17145-06	Panel Assembly Coil Extension (with EverFRESH)	1
4	66-U---1--5321-3	Washer, Plain	9
5	66-U---1--5361-25	Screw, Cap HXHD	9
7	66-U---1--5562-2	Plug, Button	1
8	69NT--35--2692-1	Washer, Fender	4
9	34-00655-10	Screw, Cap HXHD	4

77-66744-03, 05

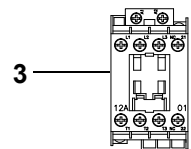
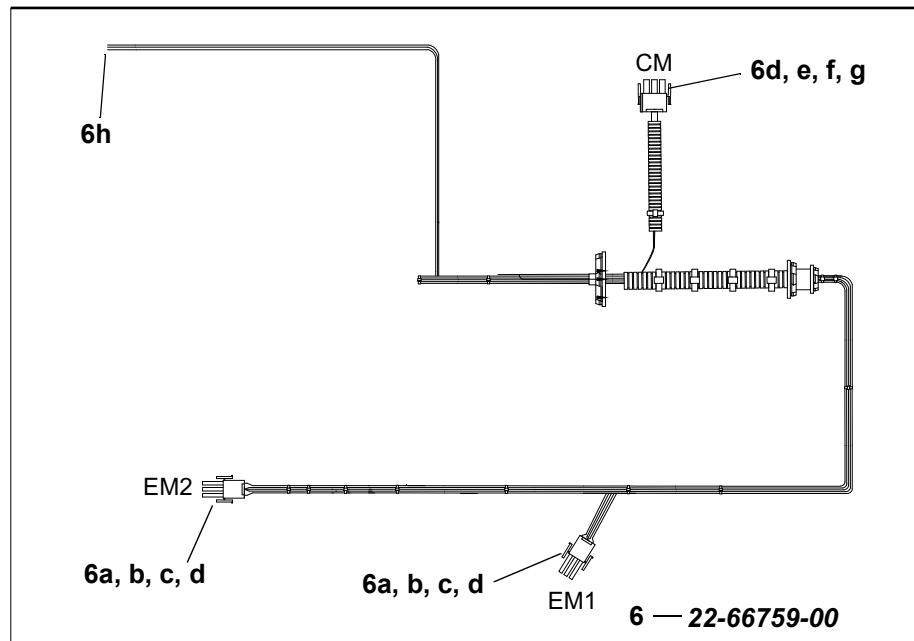
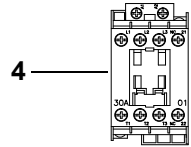
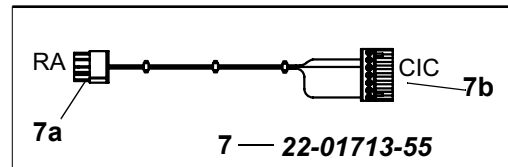
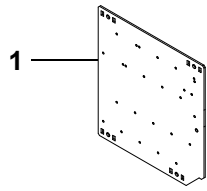
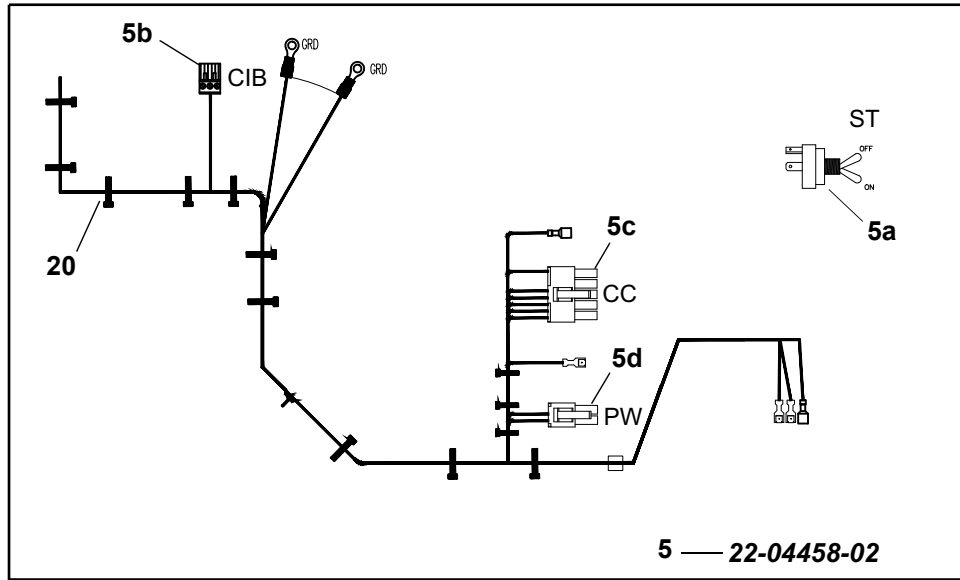
24 Heaters



Item	Part Number	Description	Qty
1	24-66603-00	Defrost Heater	6
2	86-04956-00	Retainer Assembly	1
3	69NT--35--2692-1	Washer, Fender 1/4-.993-1.015 OD	1
4	34-00655-12	Screw, Cap Hex Head 1/4-20 X 1.50	2
5	34-00663-11	Washer, Lock 1/4 Spring	3
6	34-00655-10	Screw, Cap Hex Head 1/4-20 X 1.25	1
7	68-18032-00	Bracket	1
8	66-U---1--5321-3	Washer, Plain 1/4 N Type A	2

77-01878-00

25 High Voltage Harness



18 Screw

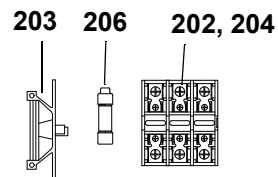
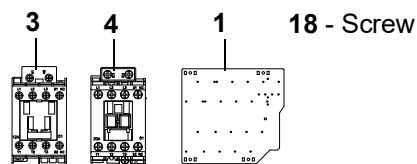
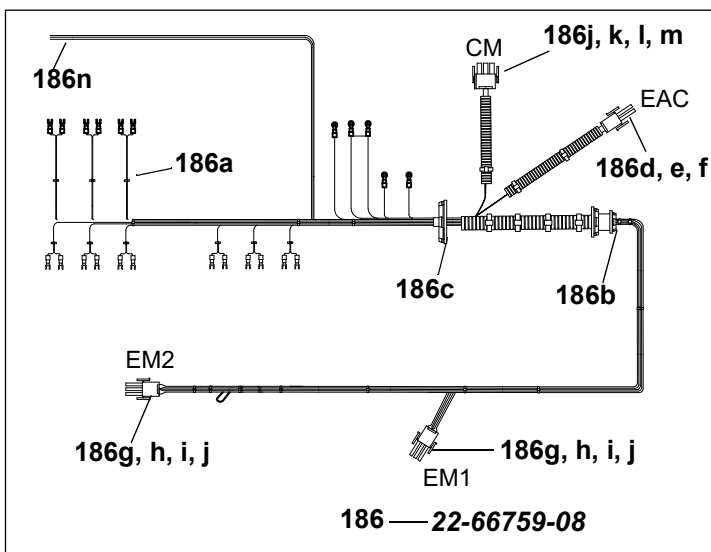
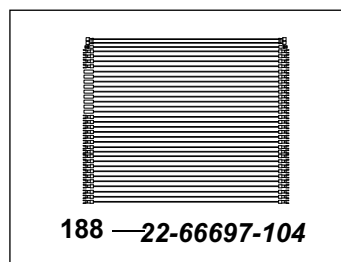
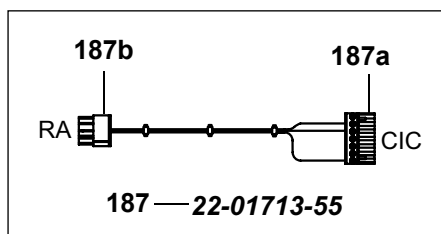
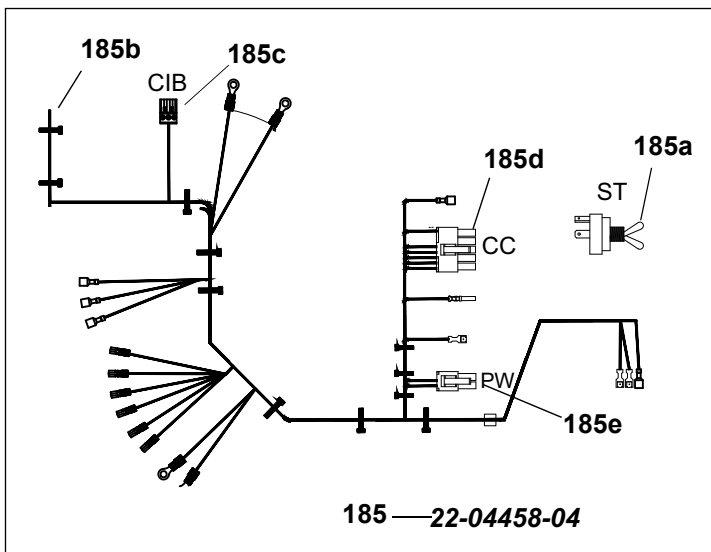
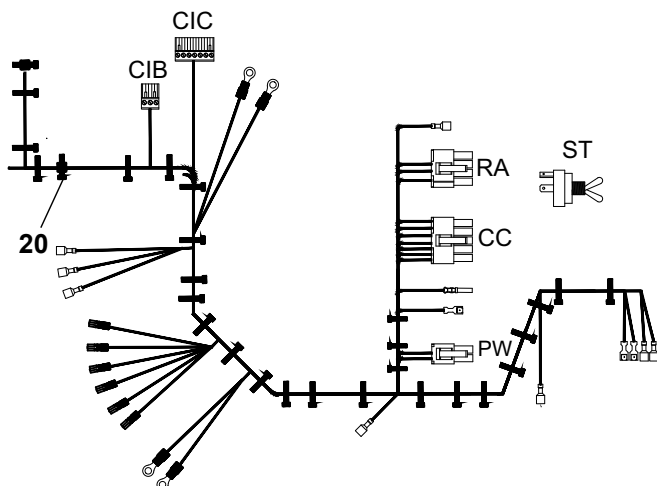
25 High Voltage Harness

Item	Part Number	Description	Qty
1	68-17783-00	Panel	1
3	10-00431-00	Contactora	4
4	10-00431-10*	Contactora	3
5	22-04458-02	High Volt Harness - Includes:	1
5a	10-11129-23	Switch, Toggle	1
5b	22-01556-04	Connector	1
5c	22-04418-03	Connector	1
5d	22-04418-00	Connector	1
6	22-66759-00	High Volt Harness - Includes:	1
6a	22-01997-20	Connector, Male	1
6b	22-01997-22	Seal	2
6c	22-01997-21	Seal	2
6d	22-01997-08	Plug	9
6e	22-01997-12	Connector, Male	1
6f	22-01997-14	Seal	1
6g	22-01997-13	Seal	1
6h	66-U---1--8292-1	Cap, Insulating	3
7	22-01713-55	High Volt Harness - Includes:	1
7a	22-01556-06	Connector	1
7b	22-04419-14	Connector	1
18	34-06243-00	Screw	14
20	58-04316-00	Base, Mounting	2
165	66CH-1-1002-39	Label (not pictured)	1
166	66CH-1-1002-40	Label (not pictured)	1

91-00494-03

* Superseded by 10-00431-07 or 10-00431-12

26 High Voltage Harness with EverFRESH



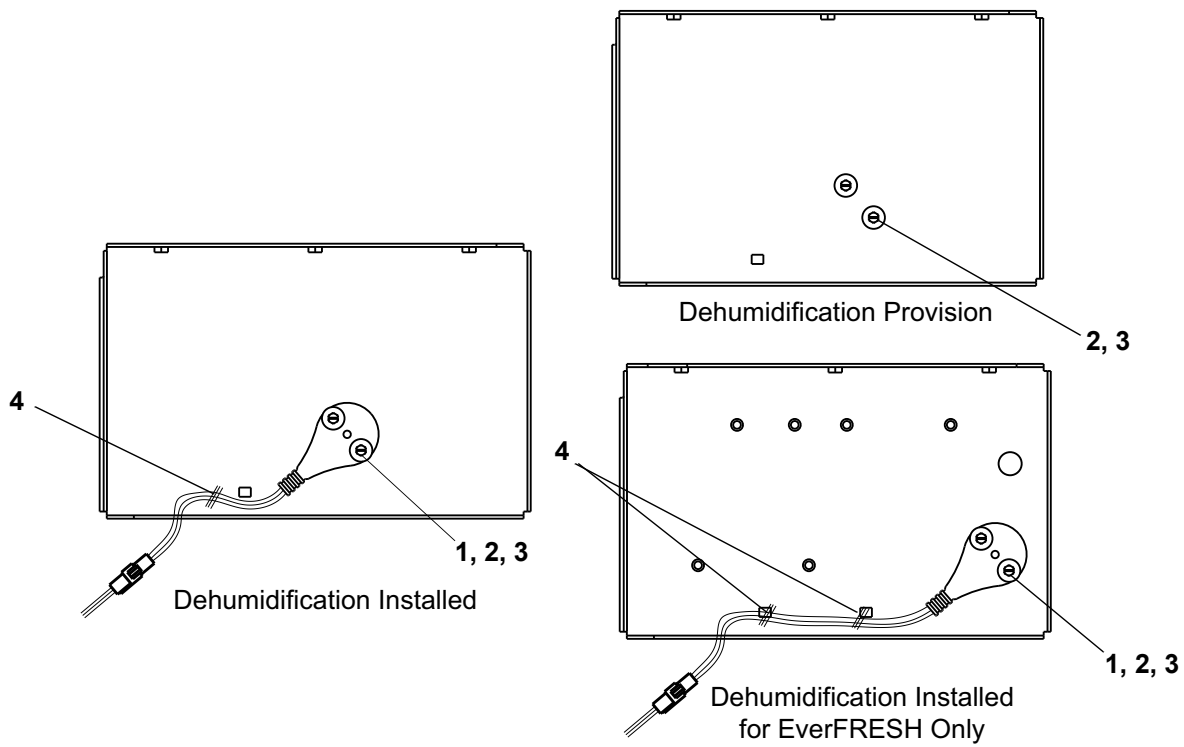
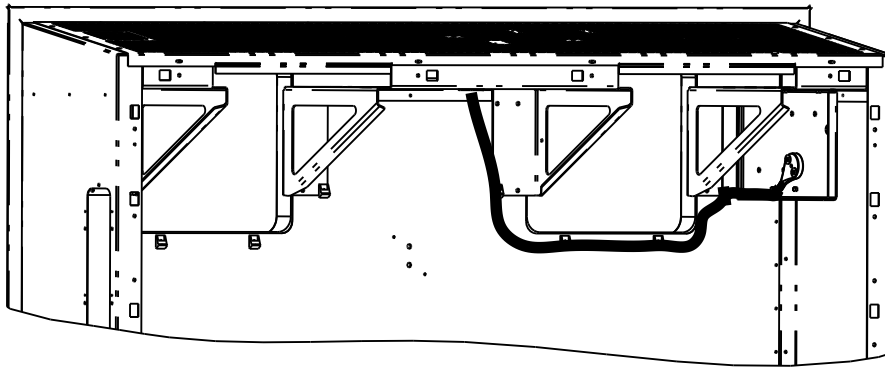
26 High Voltage Harness with EverFRESH

Item	Part Number	Description	Qty
1	68-18381-00	Panel	1
3	10-00431-00	Contactator	5
4	10-00431-10*	Contactator	3
18	34-06243-00	Screw	19
20	58-04316-00	Base, Mounting	2
185	22-04458-04	Wiring Assembly - Includes:	1
185a	10-11129-23	Switch, Toggle	1
185b	66-U---1--3882-7	Wire Tie	17
185c	22-01556-04	Connector	1
185d	22-04418-03	Connector	1
185e	22-04418-00	Connector	1
186	22-66759-08	Wiring Assembly	1
186a	66-U---1--3882-7	Wire Tie	34
186b	58-66686-00	Grommet	1
186c	58-66687-00	Grommet	1
186d	22-01997-01	Connector, Male	1
186e	22-01997-03	Seal	1
186f	22-01997-02	Seal	1
186g	22-01997-20	Connector, Male	2
186h	22-01997-22	Seal	2
186i	22-01997-21	Seal	2
186j	22-01997-08	Plug	9
186k	22-01997-12	Connector, Male	1
186l	22-01997-14	Seal	1
186m	22-01997-13	Seal	1
186n	66-U---1--8292-1	Cap, Insulating	3
187	22-01713-55	High Volt Harness - Includes:	1
187a	22-01556-06	Connector	1
187b	22-04419-14	Connector	1
188	22-66697-104	Wire Assembly	1
202	22-04044-02	Fuse Block	1
203	22-04044-01	Fuse Block	3
204	66-U---1--5321-2	Washer, Plain	3
206	22-04043-01	Fuse	3
210	66-U---1--2583-43	Tube	1

91-00494-05

* Superseded by 10-00431-07 or 10-00431-12

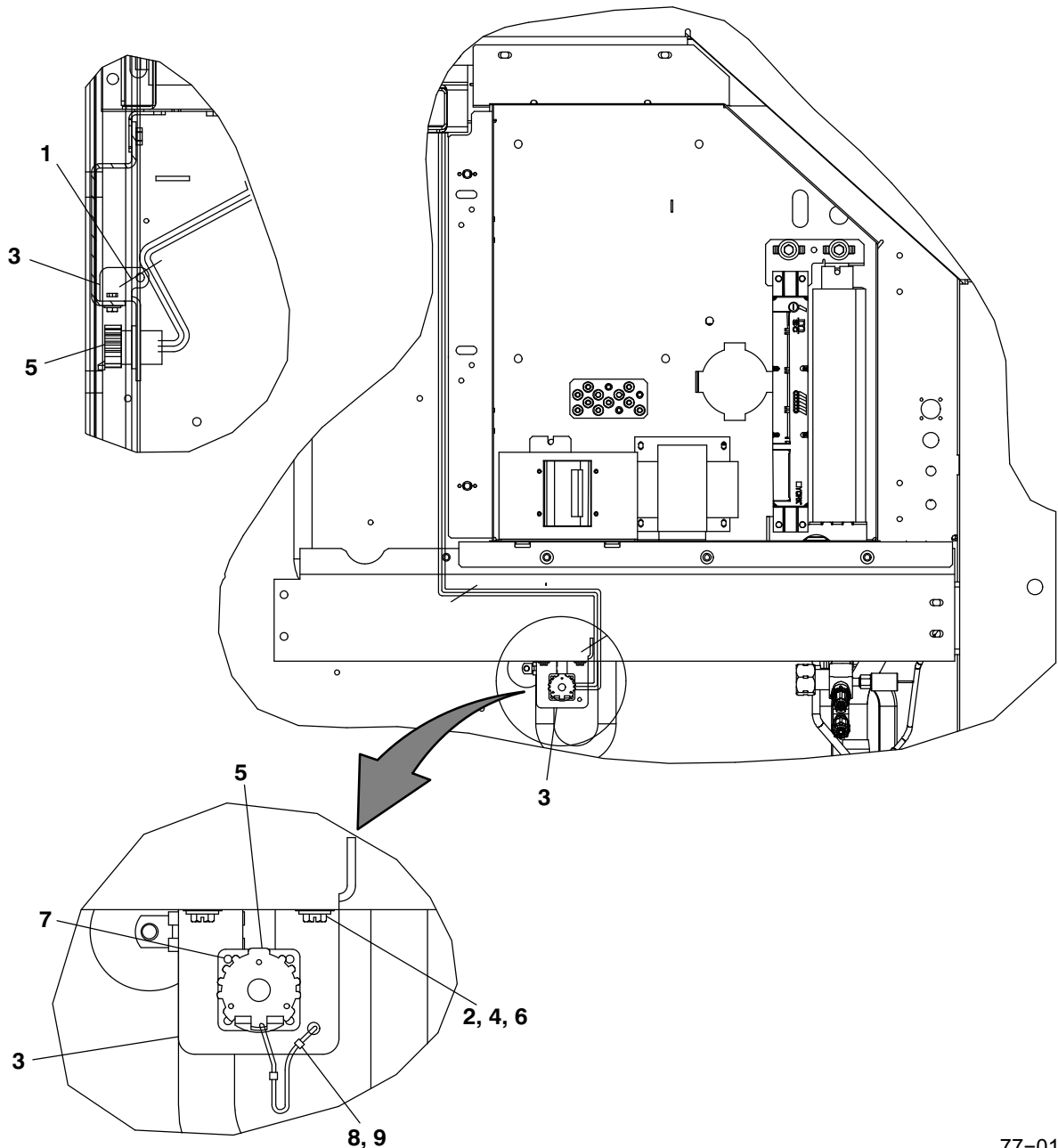
27 Humidistat Kit



Item	Part Number	Description	Qty
1	12-00745-00SV	Humidity Sensor	1
2	66-U---1--5371-10	Screw, Machine Hex Head #10-24 X 1.00	2
3	66-U---1--5321-8	Washer, Plain #10 Type A	2
4	66-U---1--3882	Wire Tie	2

77-66741

28 Interrogator Receptacle

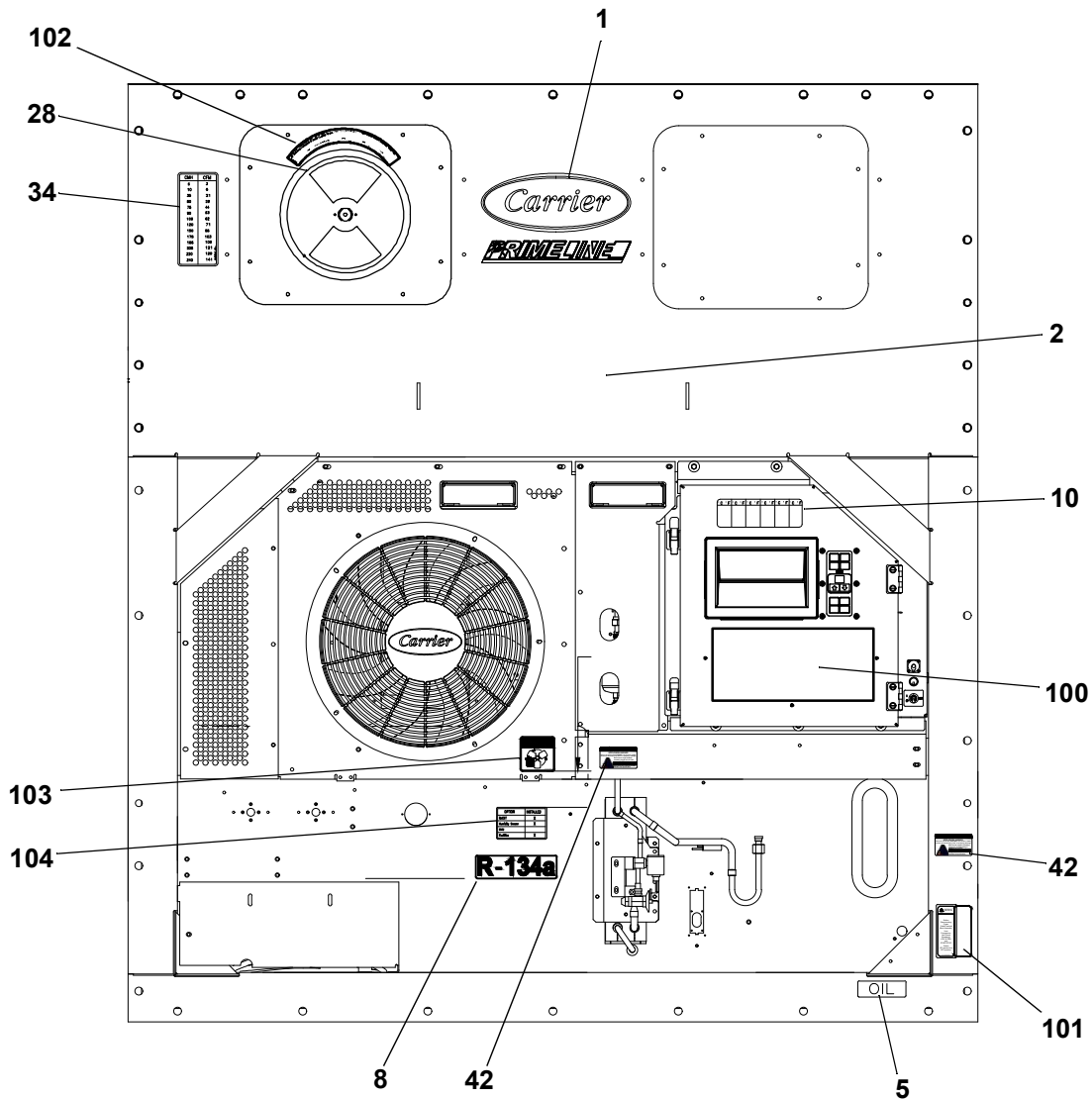


77-01608

Item	Part Number	Description	Qty
1	66-U---1--3882	Wire Tie 1/16-1-3/4	4
2	66-U---1--5321-8	Washer, Plain #10 Type A	2
3	68-17021-00	Bracket	1
4	66-U---1--5371-7	Screw, Machine Hex Head #10-24 X 0.500	2
5	22-01660-05	Dust Cap	1
6	34-06053-05	Washer .205 ID X .600 OD	2
7	34-06142-00	Rivet	4
8	58-01097-00	Cord, Nylon	1
9	22-02205-00	Connector	2

77-01608-01

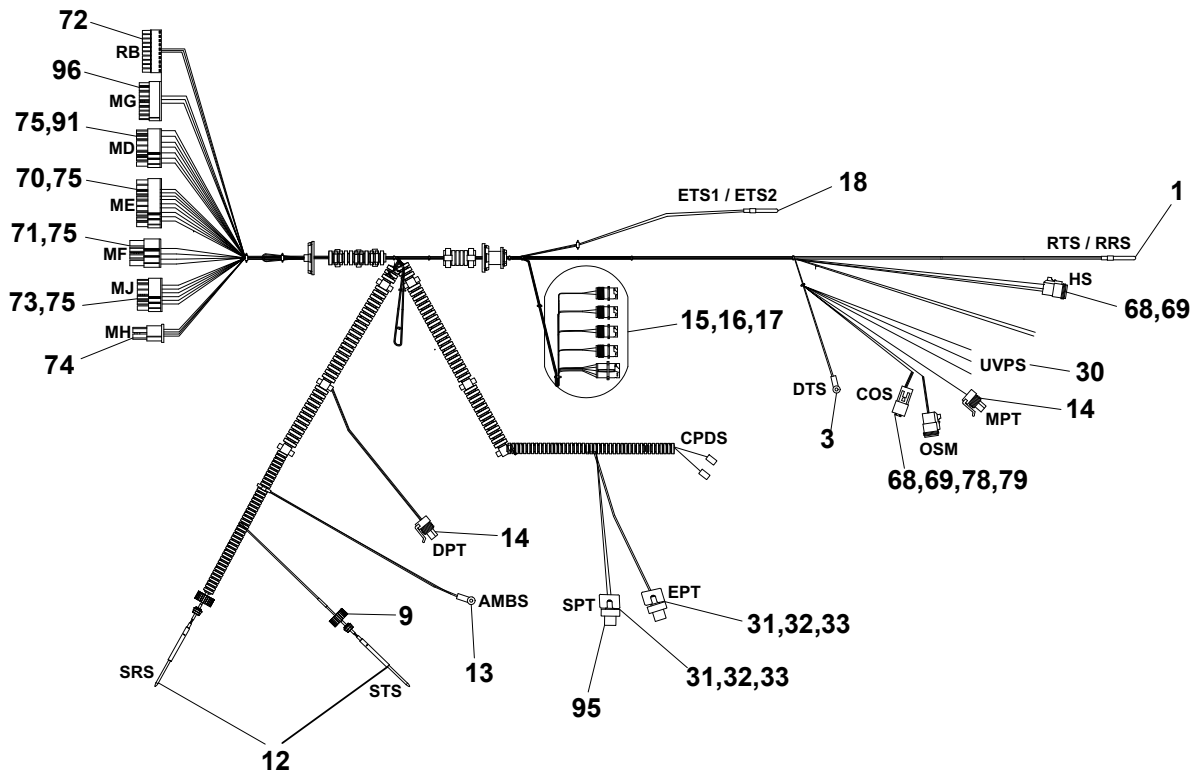
29 Labels and Decals



Item	Part Number	Description	Qty
1	62-11424-00	Label, Carrier PrimeLINE	1
2	62-10336-01	Label, Customer	1
5	62-11263-02	Label, Poe Compressor Oil	1
8	62-11933-00	Label, R-134A	1
10	69NT--20--1893-1	Label, Deg -C to Deg -F	1
28	66CH---1--1002-33	Label, ">" Arrow	1
34	62-10926-00	Label, CMH-CFM Conversion	1
42	62-66081-00	Label, Warning Refrigerant (R-134A)	2
100	62-66112-XX	Label, Function Code	1
101	62-11264-XX	Label, Compressor Warning	1
102	62-02723-XX	Label, Upper Fresh Air	1
103	62-11936-XX	Label, Fan Warning	1
104	62-66160-XX	Label, Options	1

77-01908-10

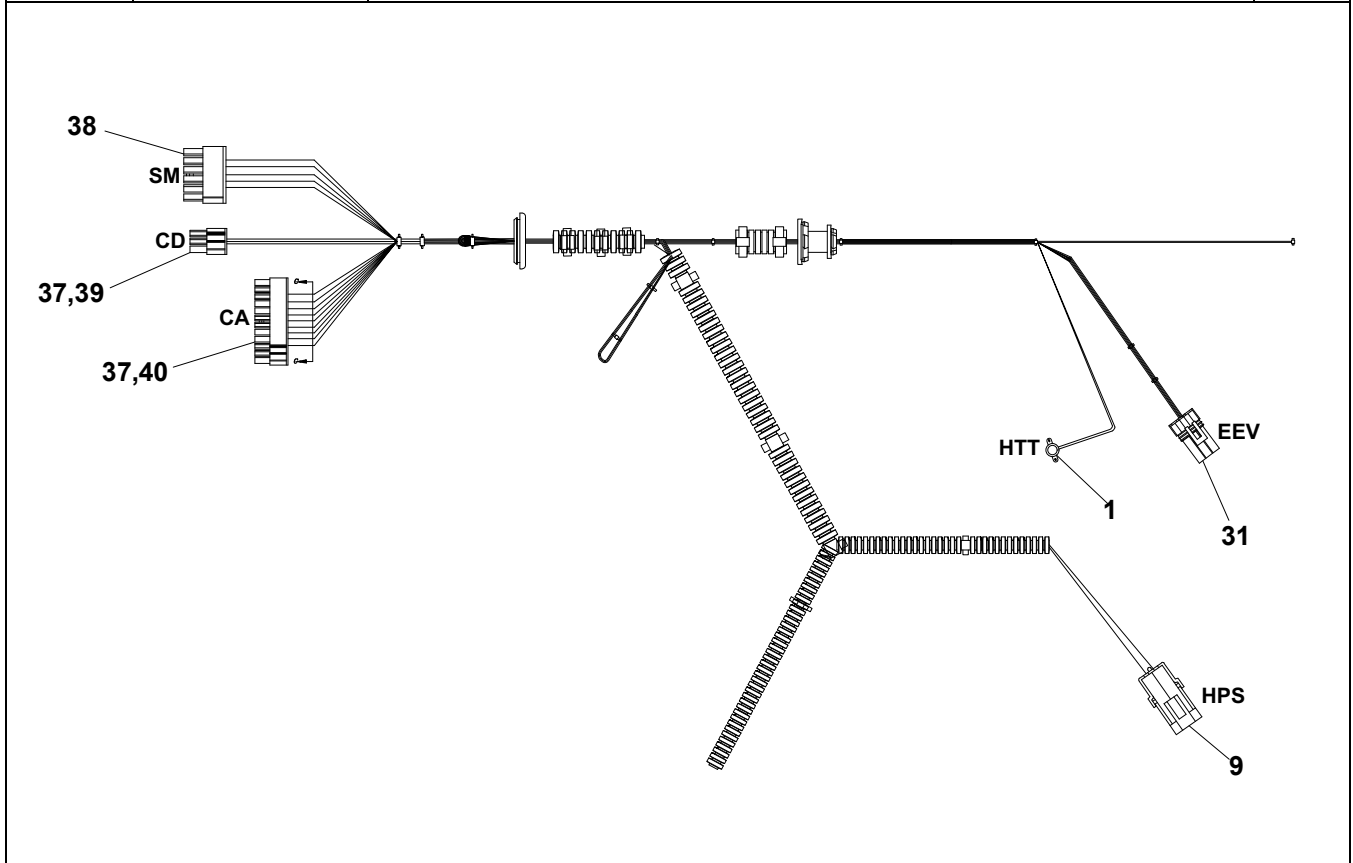
30 Low Voltage Harness



Item	Part Number	Description	Qty
	22-04451-26	Harness Low Voltage includes:	1
1	12-00500-17	Thermistor	1
3	12-00495-14	Thermistor	1
9	58-04277-00	Cap	2
12	12-00395-03	Sensor	2
13	12-00495-13	Thermistor	1
14	22-02448-02	Connector, FEM	2
15	22-01660-14	Receptacle	1
16	22-01660-12	Receptacle	4
17	22-01614-06	Plug	6
18	12-00500-15	Thermistor	1
30	66-U---1--8292-1	Cap, Insulating	3
31	22-01944-00	Receptacle	2
32	22-01944-05	Cap	2
33	22-01944-10	Gasket	2
68	22-01613-07	Lock, Secondary	2
69	22-01613-13	Contact	3
70	22-04418-06	Connector	1
71	22-04418-02	Connector	1
72	22-04477-00	Connector	1

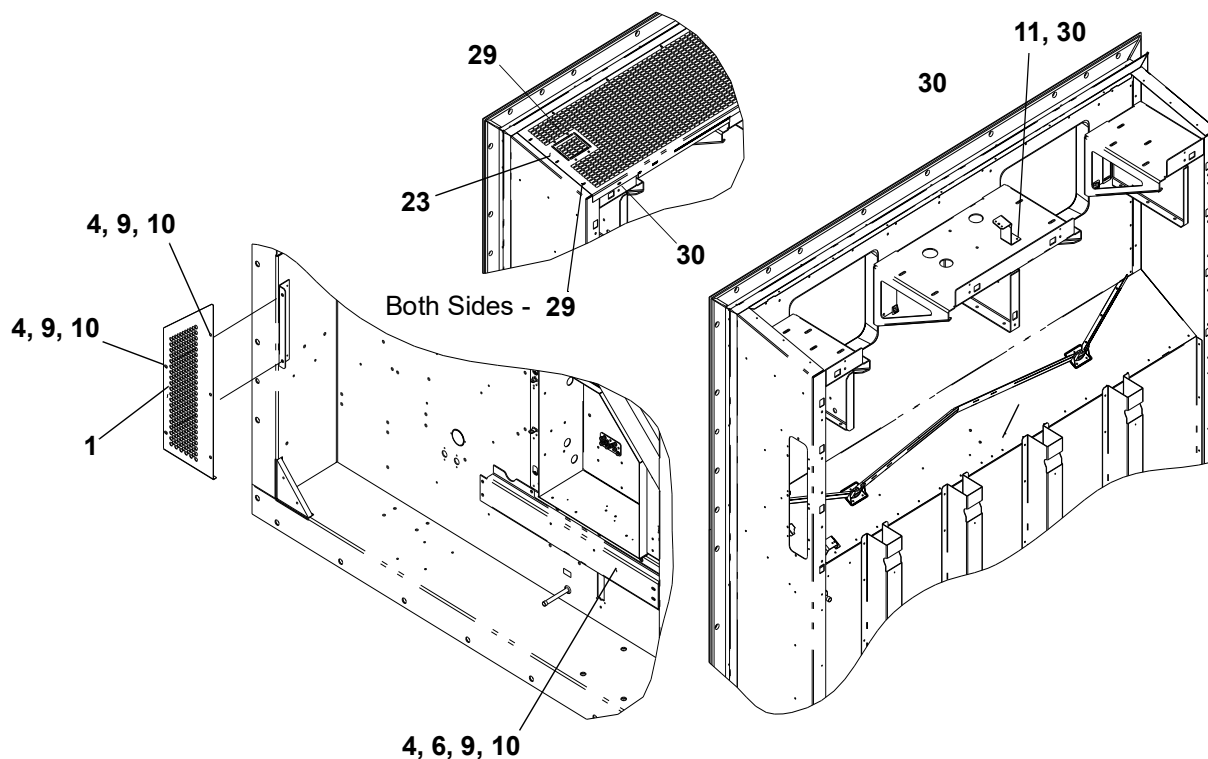
30 Low Voltage Harness

73	22-04418-04	Connector	1
74	22-04419-00	Connector	1
75	22-04418-12	Terminal	14
78	22-01613-08	Receptacle	1
79	22-01613-09	Lock	1
91	22-04418-05	Connector	1
95	76-00816-00	Transducer	2
96	22-04419-06	Connector	1



	22-04452-00	Harness Low Voltage includes:	1
1	12-00170-10	Thermostat	1
9	22-02392-00	Connector, Male	1
31	22-01835-00	Connector	1
37	22-04418-12	Terminal	2
38	22-04419-04	Connector	1
39	22-04418-01	Connector	1
40	22-04418-09	Connector	1

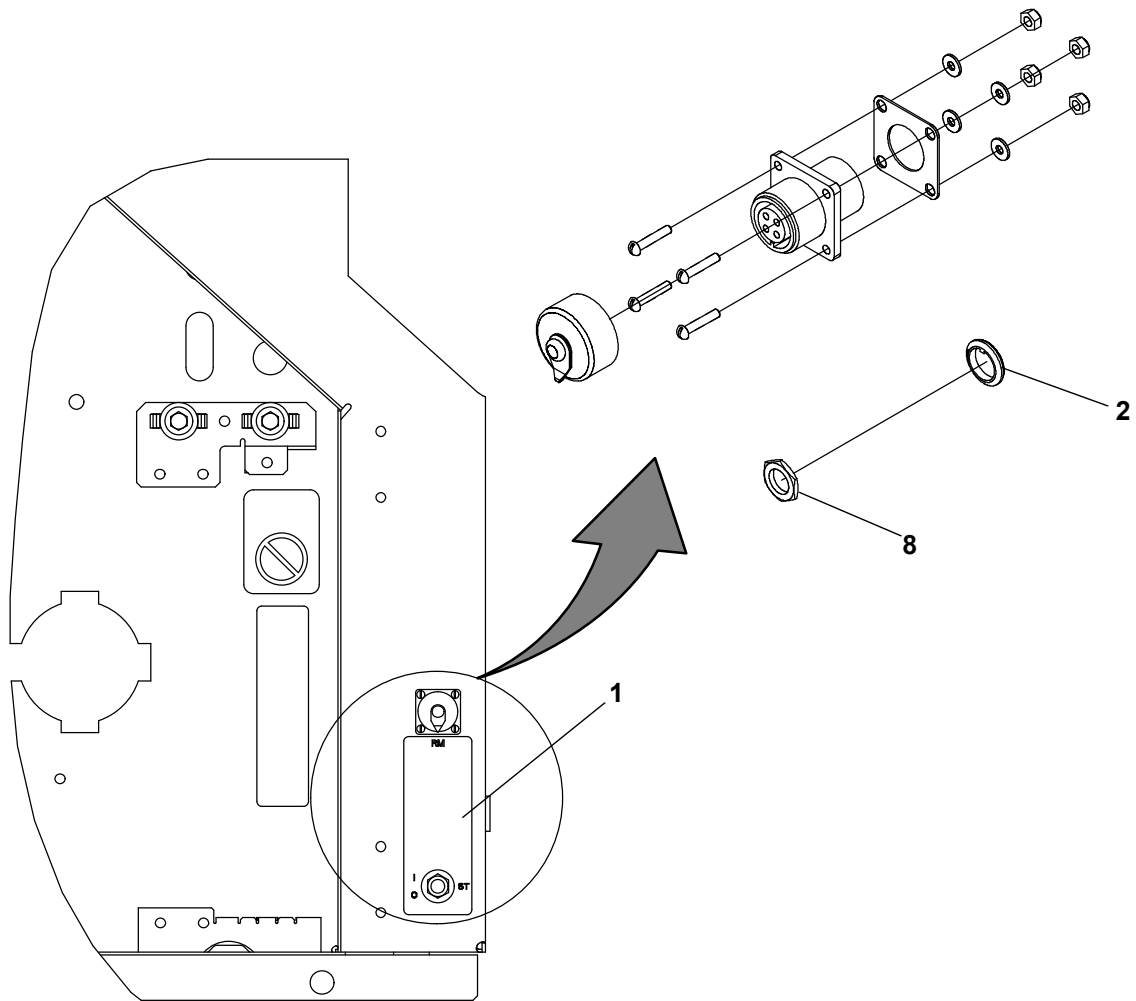
31 Lower Air Exchange Kit, None, Handle



Item	Part Number	Description	Qty
1	68-17037-00	Panel	1
4	66-U---1--5361-25	Screw, Cap Hex Head 1/4-20 X 0.75	9
6	68-86330-00	Cover	1
9	66-U---1--5321-7	Washer, Plain 1/4 W Type A	9
10	34-06053-00	Washer .250 ID X .800 OD	9
11	68-16521-00	Bracket	1
23	68-86304-00	Grille	1
29	34-00928-07	Rivet, Blind	13
30	34-00928-09	Rivet, Blind	8

77-66797

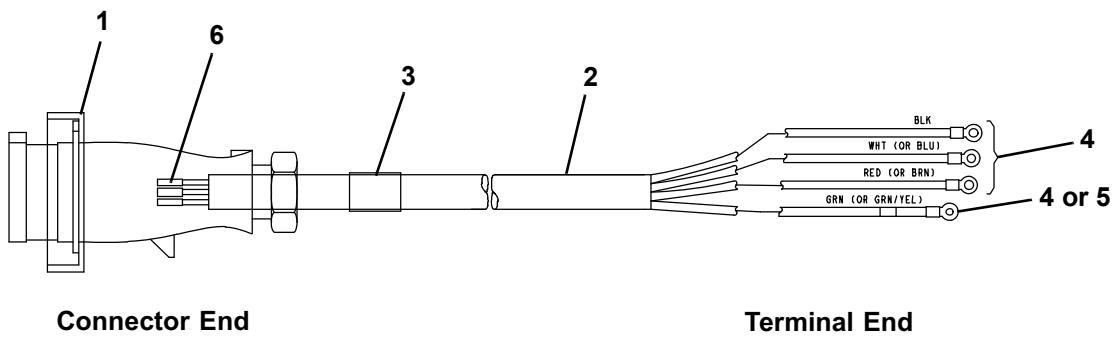
32 Panel Kit



Item	Part Number	Description	Qty
1	62-11731-00	Label, ST / Switch	1
2	66-U---1--9752	Seal	1
8	10-01129-20	Nut, Hex 15/32-32	1

77-01716-01

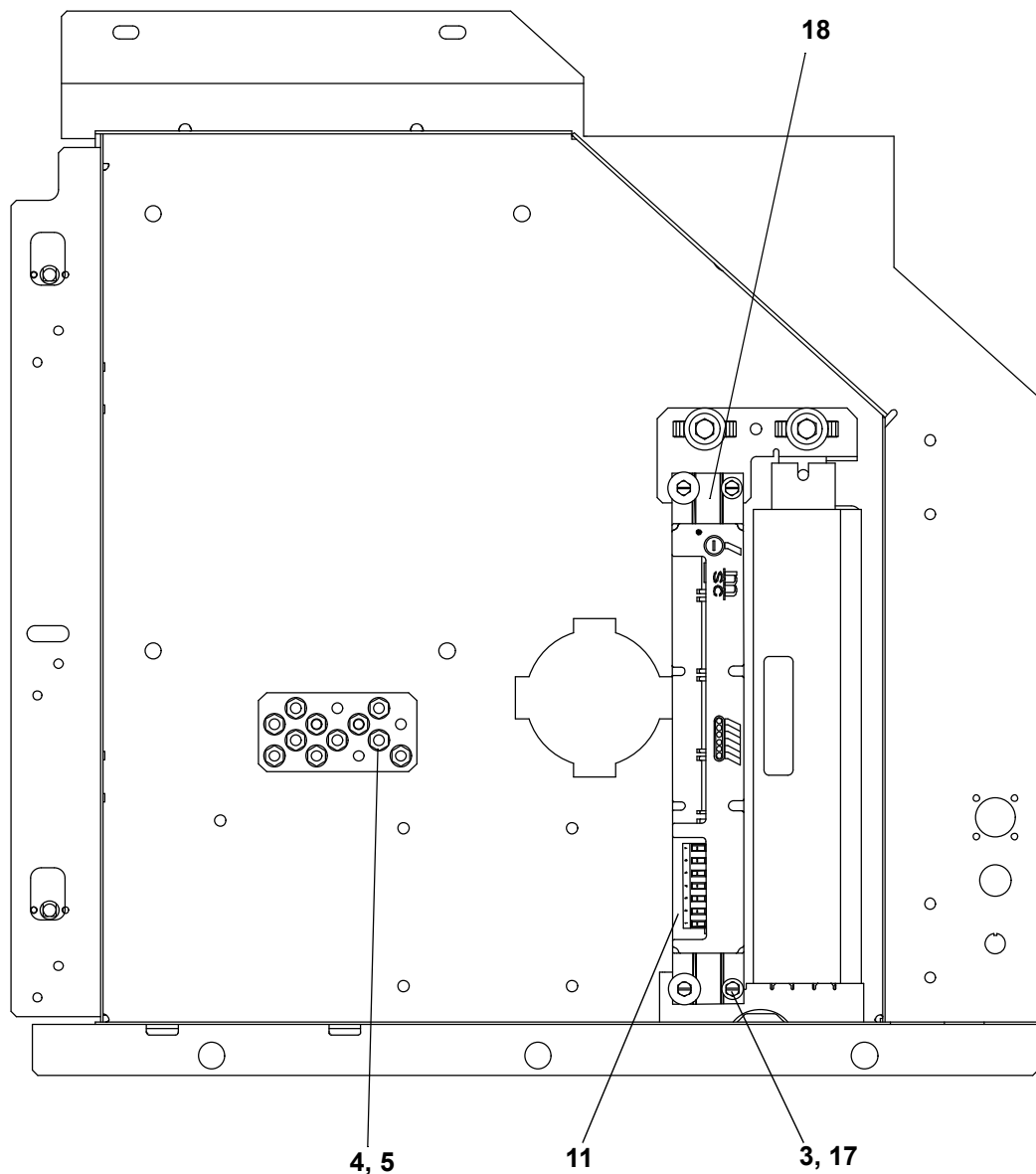
33 Power Cord and Plug - 460V



Item	Part Number	Description	Qty
1	22-02378-00	Plug 4 Pole, 440V	1
2	22-66651-10	Cable Transicord Flexline	1
3	66-U---1--2583	Tube, Heat Shrink	1
4	22-00119-03	Terminal	3
5	22-00119-04	Terminal, Ring	1
6	22-02324-01	Bushing	4

22-01879-31

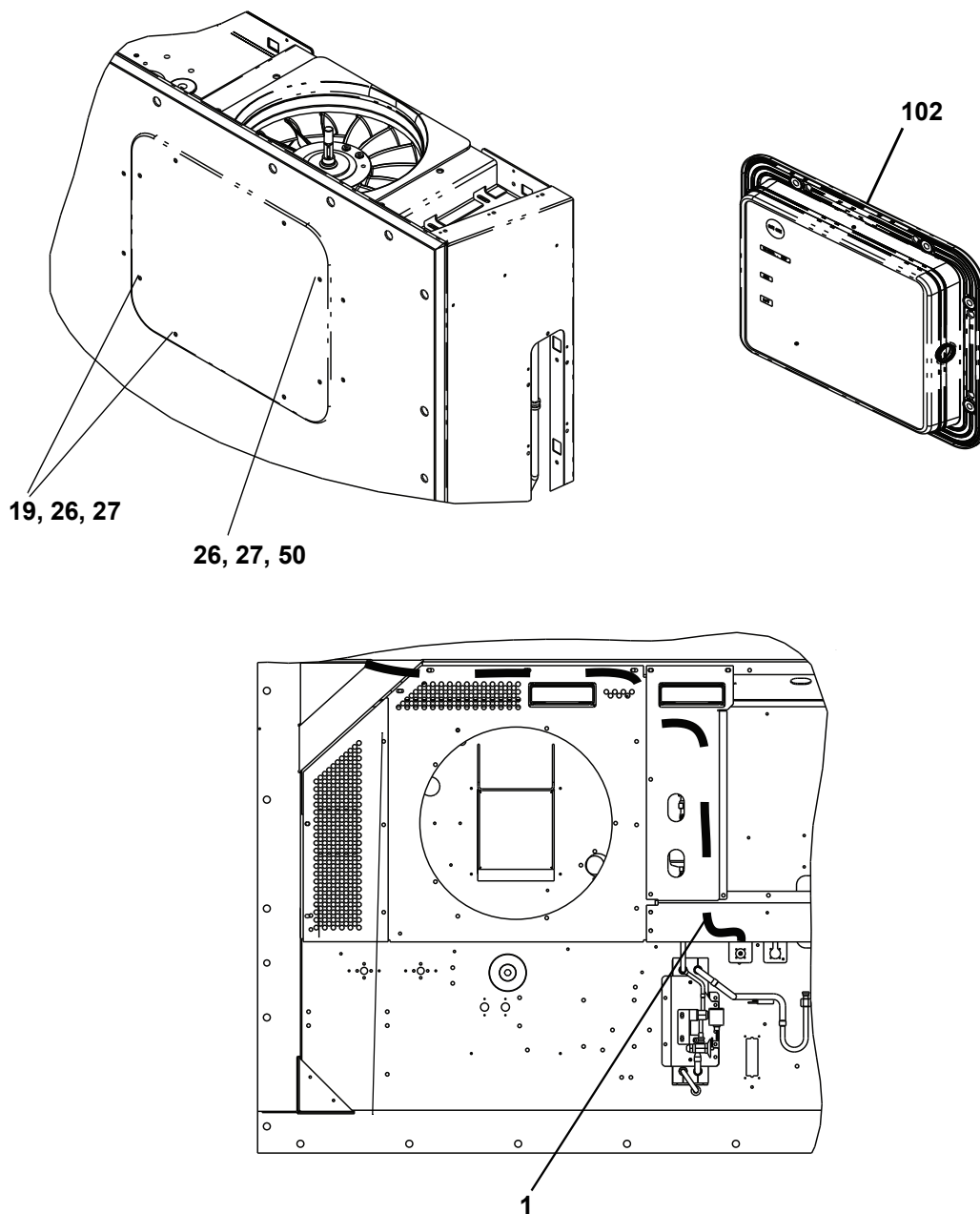
34 Remote Monitoring Unit (RMU) Kit



Item	Part Number	Description	Qty
3	66-U---1--5371-7	Screw, Machine Hex Head #10-24 X .500	4
4	--AT--39JA-171	Nut, Hex 43834	2
5	--AU--27JR-171	Washer, Lock 1/4 Ext Tooth	2
11	22-66697-23	Wire Assembly	1
17	66-U---1--5321-8	Washer, Plain #10 Type A	4
18	12-00573-00SV	RMU (Communication Module)	1

77-66710-00

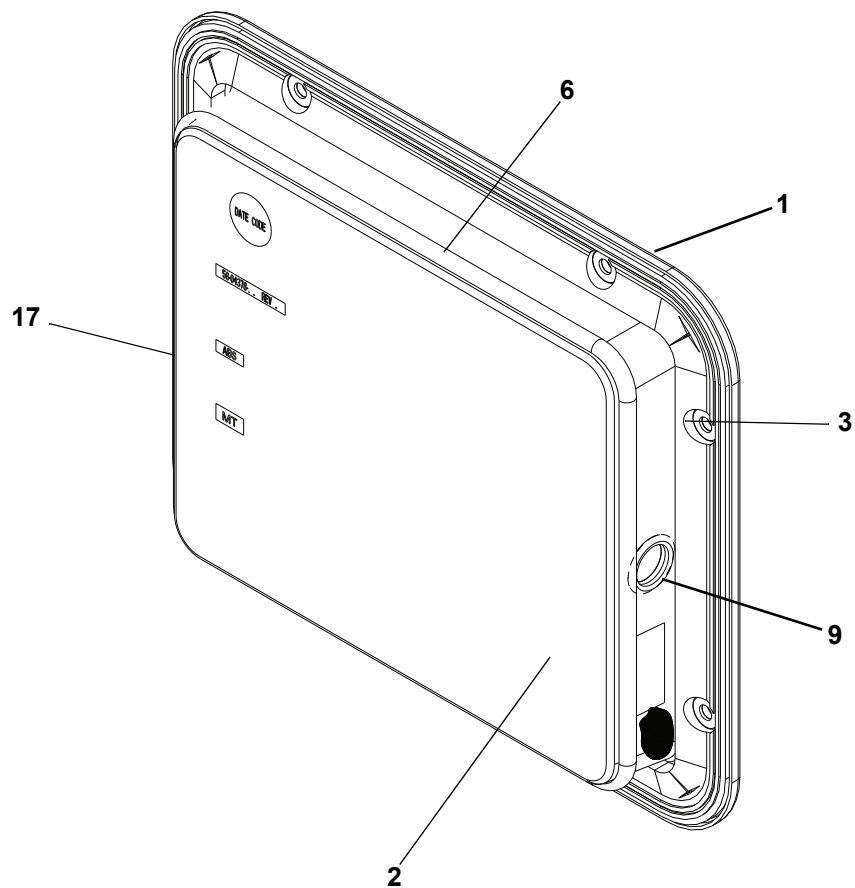
35 Trans-Fresh Option



Item	Part Number	Description	Qty
1	66-U---1--3882	Wire Tie	5
19	34-66627-00	Screw, Cap Hxhd	2
26	34-06053-18	Washer, Retaining	8
27	34-06212-17	Washer, Plain	8
50	34-66644-00	Screw, Cap Hxhd	6
102	79-01697-06	Panel Assembly	1

77-66680-01

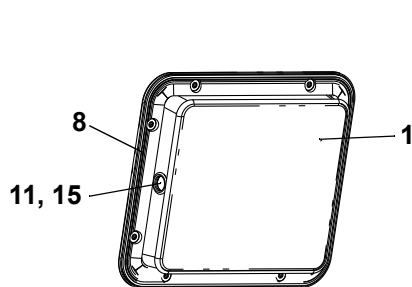
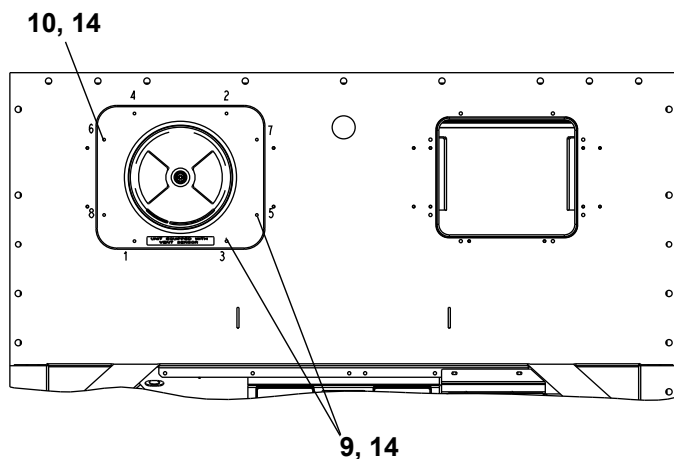
36 Trans-Fresh Option - Panel Assembly



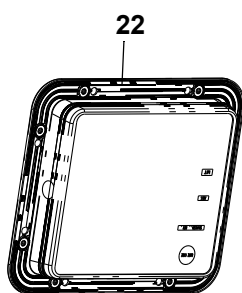
Item	Part Number	Description	Qty
	79-01697-06SV	Panel Assembly	1
1	68-11989-00	Cover, Top	1
2	58-04378-01	Panel, Access	1
3	42-00296-01	Gasket	1
6	42-00327-00	Gasket	1
9	66-U---1--5562-2	Plug, Button	1
17	66-U---1--2552-185	Gasket	1

79-01697-06

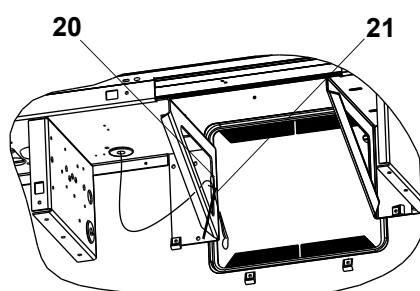
37 Upper Air Exchange - Manual Installed



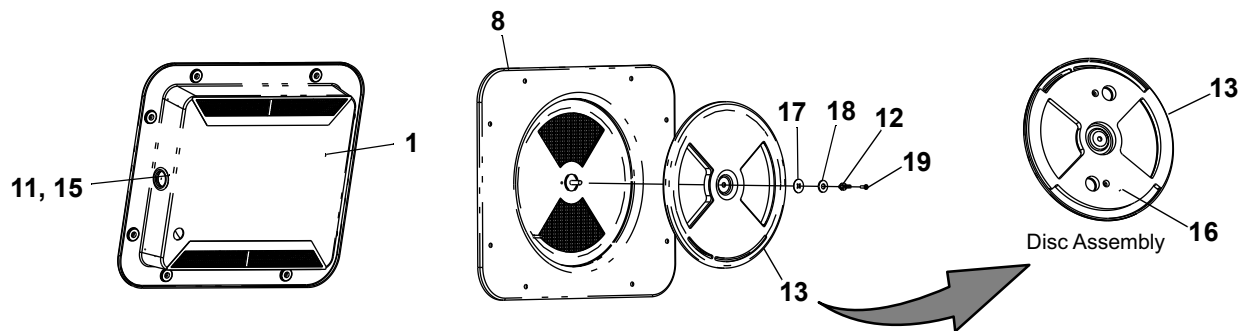
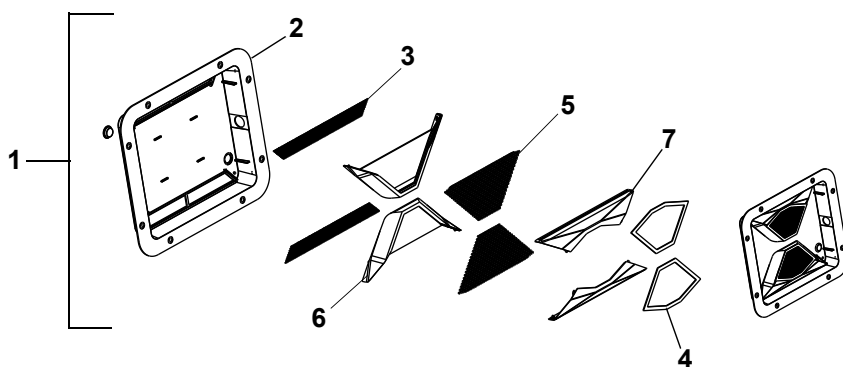
Evaporator Access Panel Assembly



Evaporator Access Panel Assembly with XF Installed



VPS Installed or Provision

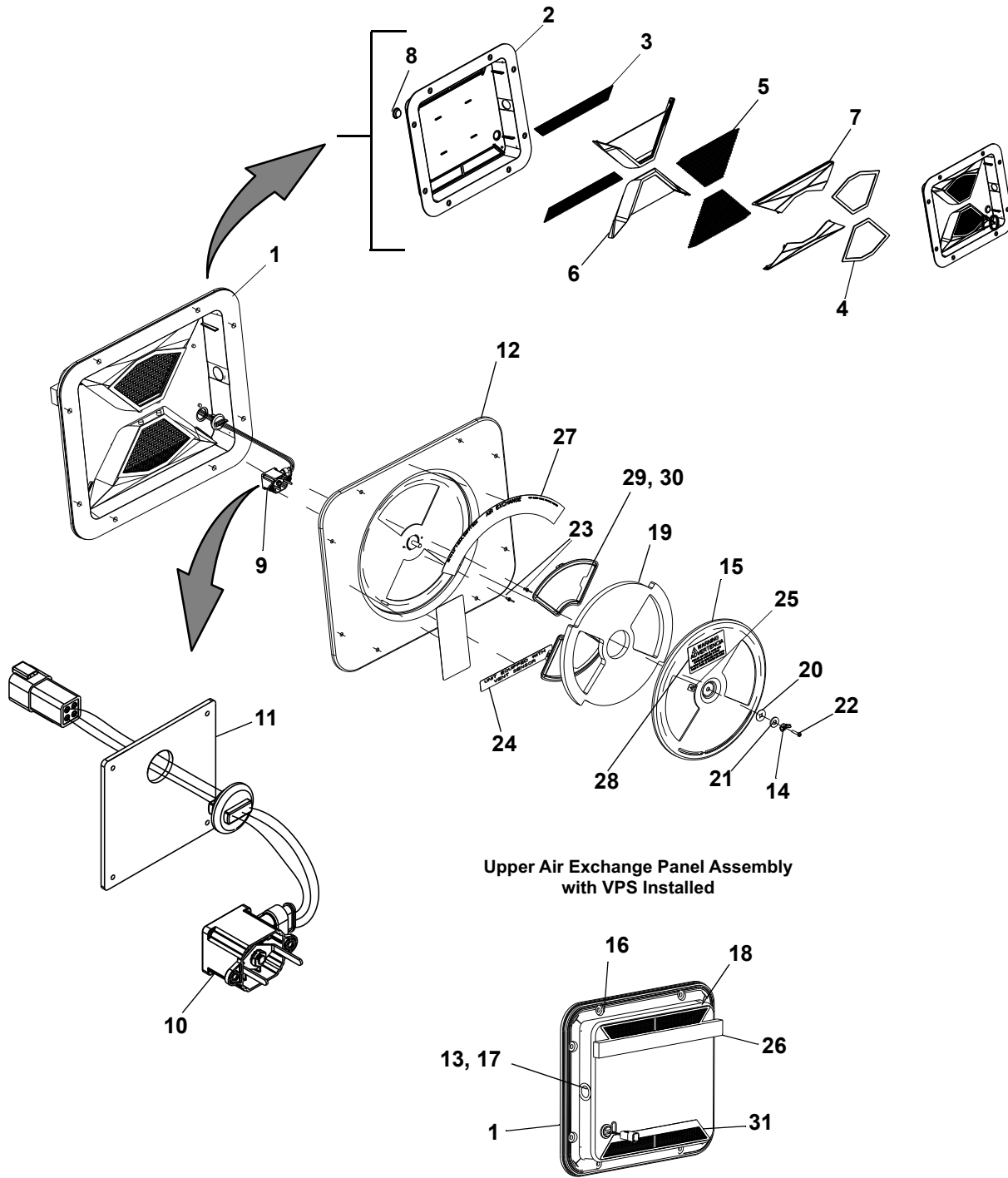


Manual Upper Air Exchange Panel Assembly

37 Upper Air Exchange - Manual Installed

Item	Part Number	Description	Qty
1	79-66771-00	Access Panel Assembly (Manual, Standard) - Includes:	1
2	58-05171-01	Panel, Access	1
3	68-17931-01	Screen	2
4	42-66652-00	Gasket	2
5	68-17931-00	Screen	2
6	58-66690-00	Duct	2
7	58-66691-00	Duct	2
XtendFRESH Installed			
8	68-12940-00	Cover	1
9	34-66627-00	Screw, Cap Hxhd	2
10	34-66644-00	Screw, Cap Hxhd	6
11	66-U---1--5562-2	Plug, Button	1
12	66-U---1--5362-2	Nut, Wing	1
13	68-12933-00	Disc	1
14	34-66682-00	Washer	8
15	42-00236-03	Insulation, Foam	0.7495
16	42-66650-00	Gasket	1
17	34-06053-19	Washer, Retaining	1
18	66-U---1--5321-13	Washer, Plain	1
19	34-06185-01	Screw, Mach Pnhd	1
20	66CH---1--1172-2	Trim, Flexible	1
21	58-00969-00	Wire Tie	1
22	42-00838-00	Gasket	1
			77-66018

38 Upper Air Exchange - VPS Installed

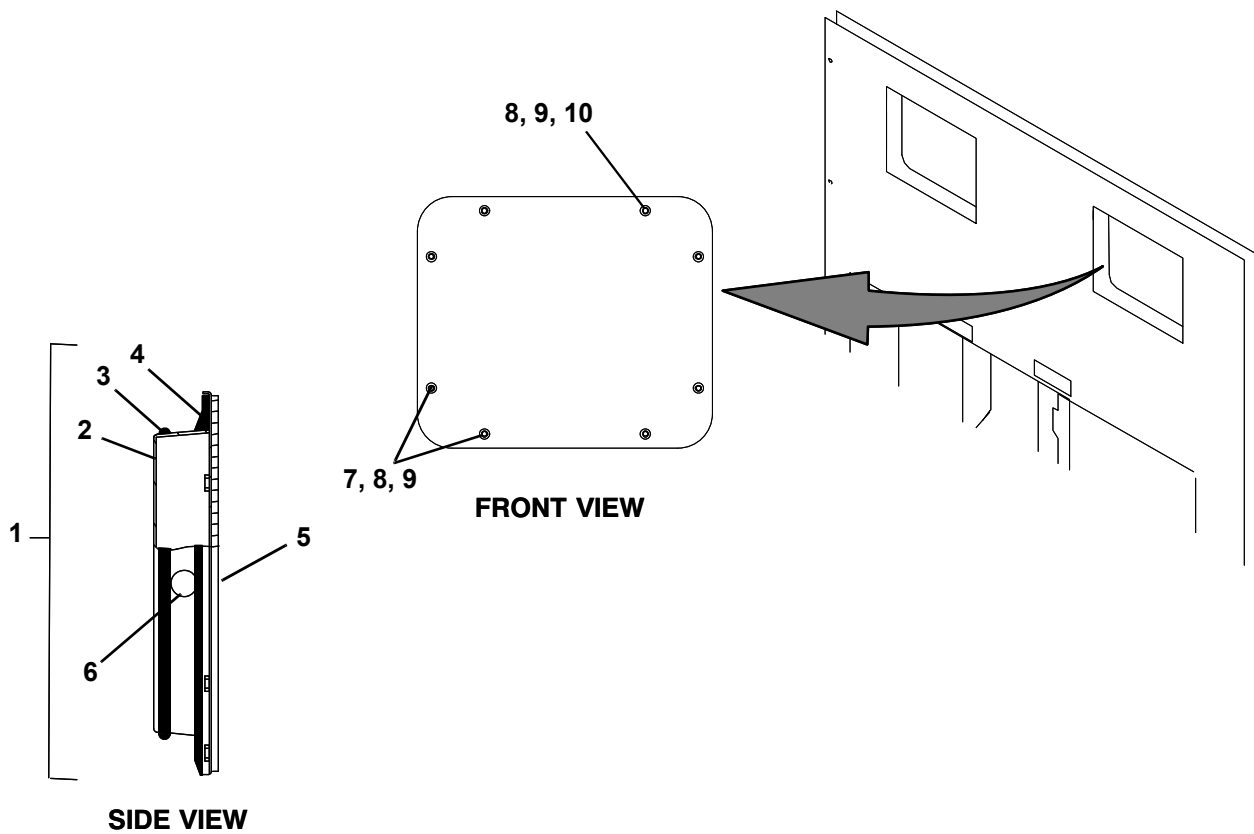


Upper Air Exchange Panel Assembly with VPS Installed

38 Upper Air Exchange - VPS Installed

Item	Part Number	Description	Qty
1	79-66771-01	Access Panel Assembly (Manual, VPS Installed) - Includes:	1
2	58-05171-02	Panel, Access	1
3	68-17931-01	Screen	2
4	42-66652-00	Gasket	2
5	68-17931-00	Screen	2
6	58-66690-00	Duct	2
7	58-66691-00	Duct	2
8	58-00701-13	Button, Plug	1
9	79-66778-00	Sensor Kit (Upper VPS) - Includes:	1
10	12-00847-00	Sensor	1
11	58-66699-00	Plate	1
12	68-12940-05	Cover	1
13	66-U---1--5562-2	Plug, Button	1
14	66-U---1--5362-2	Nut, Wing	1
15	68-12933-07	Disc	1
16	42-66649-00	Gasket	1
17	42-00236-03	Insulation, Foam	0.7495
18	42-00327-00	Gasket	1
19	42-66650-00	Gasket	1
20	34-06053-19	Washer, Retaining	1
21	66-U---1--5321-13	Washer, Plain	1
22	34-06185-01	Screw, Mach Pnhd	1
23	34-00928-20	Rivet, Blind	2
24	62-10930-00	Label	1
25	66CH---1--1002-33	Label	1
26	66-U---1--2552-185	Gasket	1
27	62-02723-18	Label Upper Fresh Air	1
28	62-11894-00	Label	1
29	58-05137-00	Collar	2
30	42-66643-00	Gasket	2
31	58-04251-00	Screen	2
			79-66779-03

39 Upper Air Exchange - Blank Panel

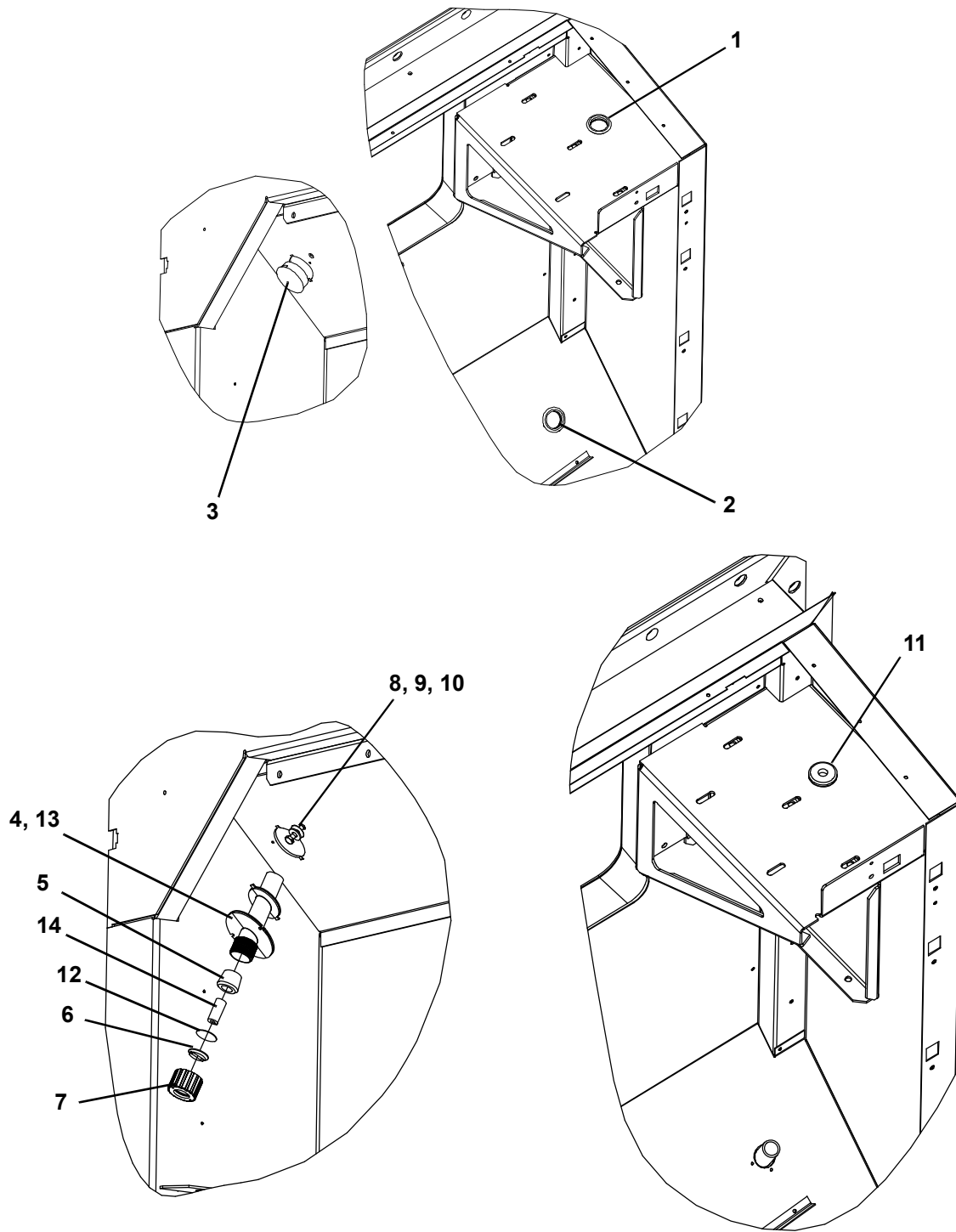


77-01114

Item	Part Number	Description	Qty
1	79-01697-06SV	Panel Assembly, Access, Evaporator, White - Includes:	A/R
2	58-04378-01	Panel, Access	1
3	42-00327-00	Gasket, 0.26 X 0.50 Half-Round	1
4	42-00296-01	Gasket, Evaporator Access Panel	1
5	68-11989-00	Cover, Top, Evaporator Access Panel, White	A/R
6	66-U--1--5562-2	Plug Button	1
7	34-06154-00	Screw, Hex Head, 1/4-20 X 1.00 Inch Long - TIR	A/R
8	34-06053-13	Washer, Mylar	8
9	34-06212-12	Washer, Plain, 1/4	8
10	34-00655-08	Screw, Hex Head, 1/4-20 X 1.00 Inch Long	A/R

77-01114-07

40 Upper Air Exchange - Bulkhead Penetration

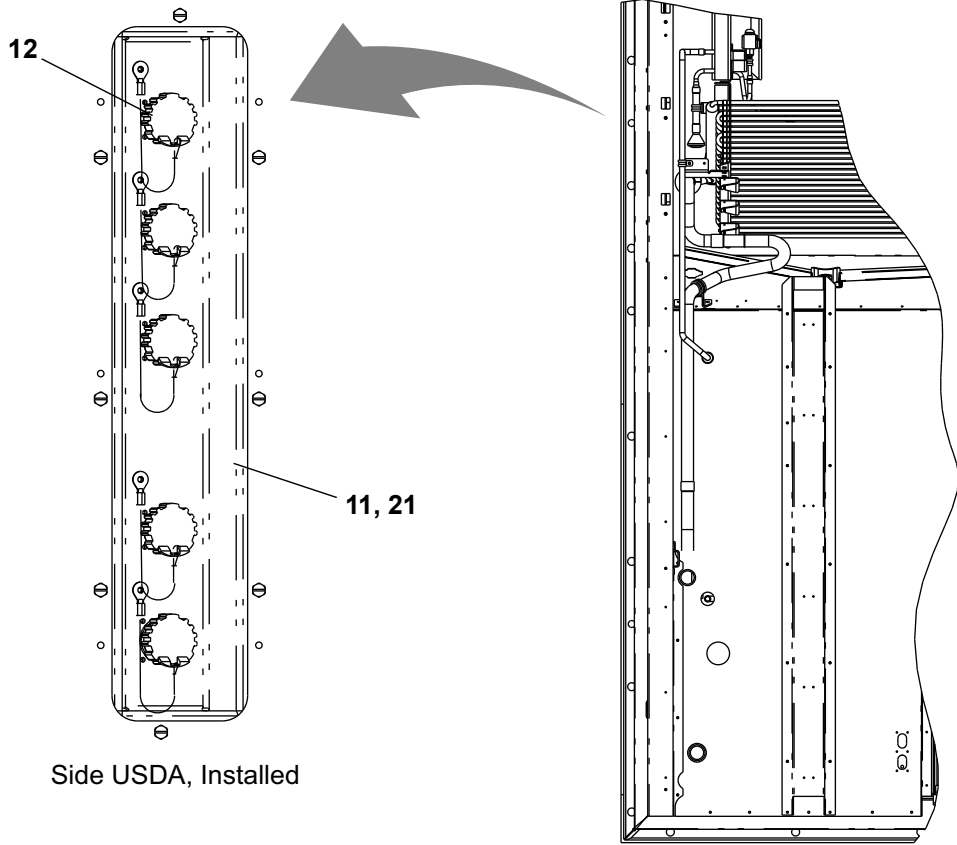


77-01208

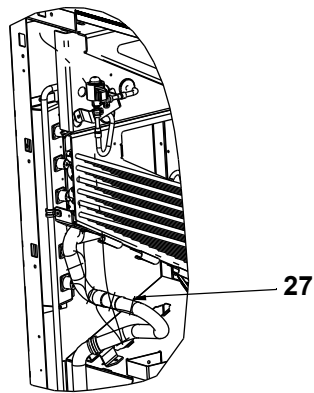
40 Upper Air Exchange - Bulkhead Penetration

Item	Part Number	Description	Qty
NO RECORDER, NO TRANSFRESH			
1	66-U---1--5562-12	Plug, Button 1.25 Diameter Hole	1
2	66-U---1--5562-2	Plug, Button 1.25 Diameter Hole	1
3	58-00616-00	Plug, Hole 2.00 Diameter X .12	1
RECORDER PROVISION			
4	58-04290-01	Fitting Bulkhead	1
5	22-01602-02	Bushing	1
6	22-01602-03	Ring	1
7	22-01733-01	Nut	1
8	34-06154-03	Screw, Cap Hex Head 1/4-20 X 1.00	1
9	34-06053-00	Washer .250 ID X .800 OD	1
10	66-U---1--5321-7	Washer, Plain 1/4 W Type A	1
11	66-U---1--5562-12	Plug, Button	1
12	69NT--35--8258	Disc	1
13	34-00928-20	Rivet, Blind .1	5
14	58-04302-01	Grommet	1
TRANSFRESH INSTALLED			
4	58-04290-01	Fitting Bulkhead	1
5	22-01602-02	Bushing	1
6	22-01602-03	Ring	1
7	22-01733-01	Nut	1
8	34-06154-03	Screw, Cap Hex Head 1/4-20 X 1.00	1
9	34-06053-00	Washer .250 ID X .800 OD	1
10	66-U---1--5321-7	Washer, Plain 1/4 W Type A	1
11	66-U---1--1571-14	Grommet	1
13	34-00928-20	Rivet, Blind	5
14	58-04302-01	Grommet	1

77-01208-00, 03, 04



Side USDA, Installed



Interior View

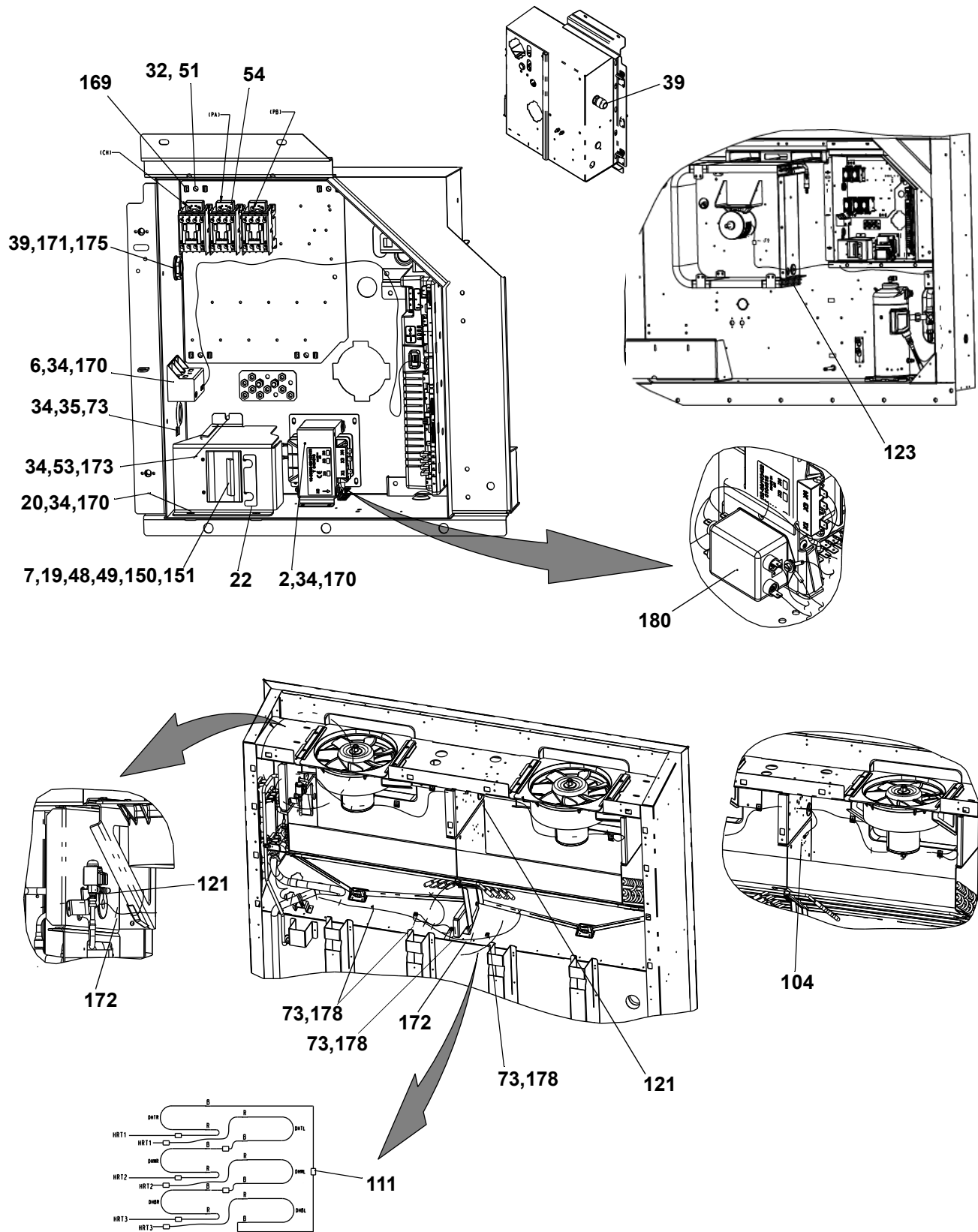
USDA COLD TREATMENT CERTIFIED

50

Item	Part Number	Description	Qty
11	66-U---1--5371-7	Screw, Machine, Hex Head, #10-24 X 0.500 Slotted	8
12	34-06142-00	Rivet, 0.110 Inch Diameter, 0.126-0.250	20
21	79-66775-00	Panel Assembly	1
27	66-U---1--3882	Wire Tie, 1/16-1-3/4, Self-Locking	4
50	62-11275-00	Label, USDA Cold Treatment Certified	1

77-66022

42 Wiring Kit

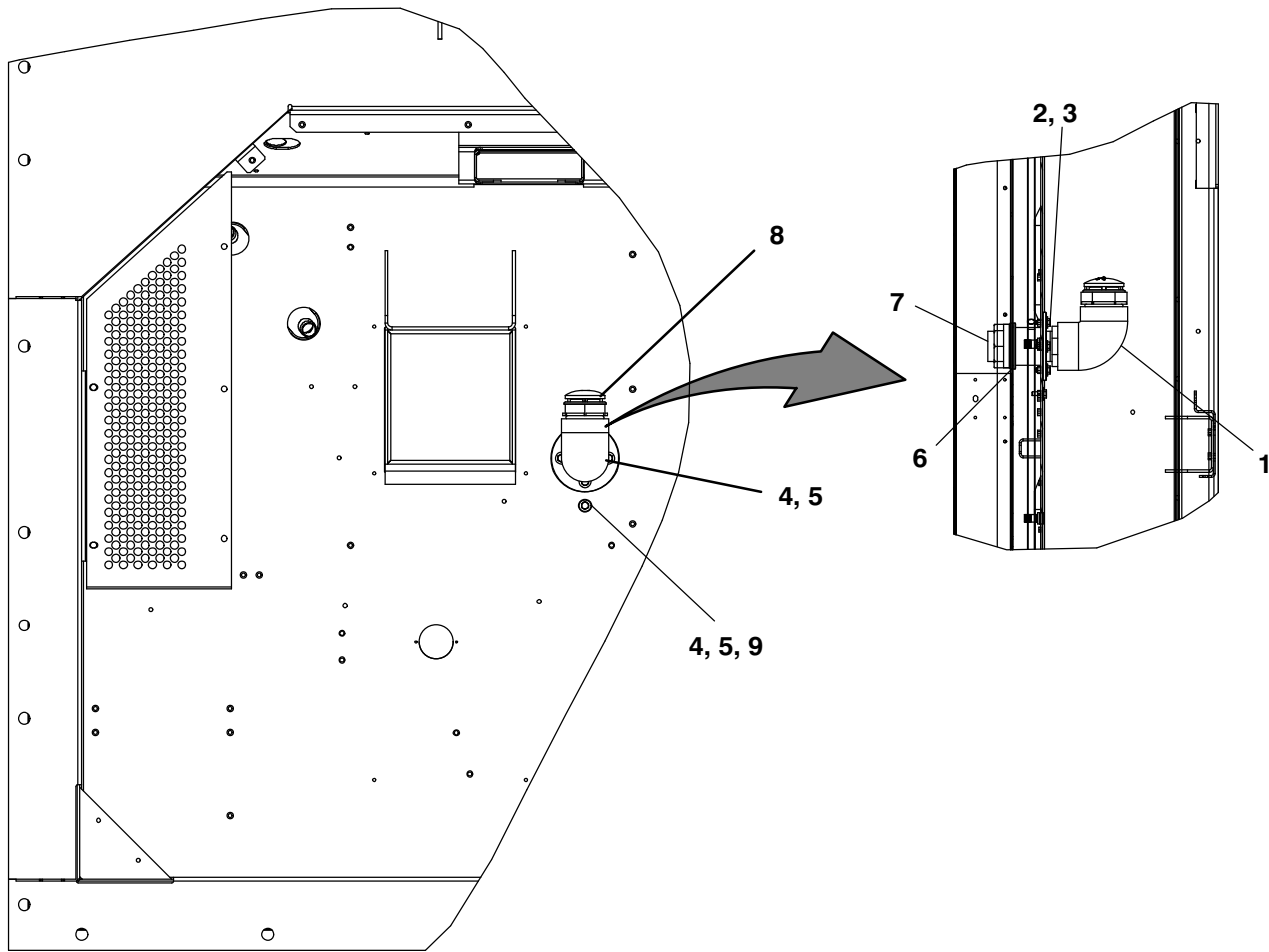


42 Wiring Kit

Item	Part Number	Description	Qty
2	10-00332-21SV	Transformer	1
6	10-00439-03	Transformer	1
7	22-66697-25	Wire Assembly	1
19	66-U---1--7842-12	Circuit Breaker 3 Pole, 600 Volt	1
20	68-17405-00	Bracket	1
22	69NT--35--9073-1	Label CB1	1
32	34-00655-08	Screw, Cap Hex Head 1/4-20 X 1.00	4
34	66-U---1--5371-7	Screw, Machine Hex Head #10-24 X 0.500	12
35	34-00663-09	Washer, Lock #10 Spring	1
39	66-U---1--7352-3	Connector Straight	1
48	66-U---1--6651-19	Screw, Machine Pan Head #6-32	4
49	34-00663-07	Washer, Lock #6 Spring	4
51	66-U---1--5321-7	Washer, Plain 1/4 W Type A	4
53	34-06053-13	Washer	1
54	10-00431-11	Cover Contactor	2
73	58-04246-00	Ty-Rap Base	1
104	34-01178-22	Screw, TC Hex Head	1
111	22-01292-02	Butt Splice	9
121	58-04273-00	Grommet	2
123	58-00065-93	Grommet	1
150	66-U---1--7842-6	Nut, Hex	6
151	66-U---1--7842-7	Washer, Flat #10-32	12
169	58-66689-00	Spacer	4
170	66-U---1--5321-8	Washer, Plain #10 Type A	10
171	66-U---1--1251-2	O-Ring 3/4 Hub Sealing	1
172	66NS1201CD0020	Sleeve	2
173	69NT--35--2692-4	Washer, Fender	1
175	34-06136-01	Nut, Lock	1
178	34-00928-13	Rivet, Blind	4
180	10-00526-00	Power Filter	1

77-01991-00

43 Vacuum Relief Valve



77-01742

Item	Part Number	Description	Qty
1	58-04127-06	Elbow, Schedule 80	1
2	58-04127-00	Tube, Flanged, Plastic	1
3	58-04127-07	Collar	1
4	66-U---1--5321-7	Washer, Plain, 1/4	A/R
5	66-U---1--5361-25	Screw, Hex Head, 1/4-20 X 0.75	A/R
6	58-00065-72	Grommet	1
7	58-04127-05	Coupling, Schedule 80	1
8	40-66615-00	Vacuum Relief Valve	1
9	34-06053-00	Washer, Plain, 0.25 ID X 0.80 OD	8

77-01742

44 Tools

Item	Part Number	Description	
1	07-00176-11	Vacuum Pump, Dual Voltage/Dual Frequency	
2	07-00375-00	Stepper Motor Drive Tester	
3	07-00408-00	Stepper Jumper Assembly	
4	07-00462-00	Temperature Tester, 4-Lead	
5	07-00477-00	Inspection Mirror	
6	07-00228-00	Multimeter, Digital	
7	07-00229-00	Amprobe Clamp (Used with 07-00228-00)	
8	07-00238-00	Wrench, Service Valve	
9	07-00243-10	Multimeter, Digital (Fluke)	
10	07-00277-00	Kit, Static Dissipative (Used for Working on Electronic Components)	
11	07-00304-00	Ground Strap, Wrist (Used for Working on Electronic Components)	
12	07-00294-00	Gauge Set, Manifold - Fahrenheit/PSI	
13	07-00294-05	Gauge Set, Manifold - Centigrade/KPa	
14	07-00295-00	Detector, Leak	
15	07-00397-03	Extractor, Pin (Used on Fan Motor Plugs and Interrogator Plugs)	
16	07-00397-02	Crimper, Pin (Used on Fan Motor Plugs and Interrogator Plugs)	

INDEX

Numerics

07-00176-11	44-87	12-55015	17-40
07-00228-00	44-87	14-00176-01	21-51
07-00229-00	44-87	14-00220-04	9-27
07-00238-00	44-87	14-00221-04	9-27
07-00243-10	44-87	14-00222-05	8-19, 9-23
07-00277-00	44-87	14-00232-34	8-20, 9-24
07-00294-00	44-87	14-00284-20	8-20, 9-24
07-00294-05	44-87	14-00361-01	7-16
07-00295-00	44-87	14-00361-15	7-16
07-00304-00	44-87	14-00361-16	7-16
07-00375-00	44-87	14-00393-00SV	21-51
07-00397-02	44-87	14-00393-10	21-51
07-00397-03	44-87	14-00464-20	8-19, 9-23
07-00408-00	44-87	14-00464-40	9-24
07-00462-00	44-87	14-01090-20	8-20, 9-24
07-00477-00	44-87	14-01091-09	8-20, 9-24
09-00375-00	17-40	14-01091-28	8-20, 9-24
10-00083-06	18-44, 18-45	14-01091-29	8-20, 9-24
10-00083-07	18-44, 18-45	18-10178-20	6-14
10-00083-08	18-44, 18-45	22	25-59, 30-67
10-00332-21SV	42-85	22-00119-03	33-70
10-00431-00	25-59, 26-61	22-00119-04	33-70
10-00431-10	25-59, 26-61	22-01292-02	42-85
10-00431-11	42-85	22-01556-04	25-59, 26-61
10-00439-03	42-85	22-01556-06	25-59, 26-61
10-00526-00	42-85	22-01602-02	40-81
10-01129-05	17-40	22-01602-03	40-81
10-01129-12	17-40	22-01613-07	30-66
10-01129-20	32-69	22-01613-08	30-67
10-01129-23	17-40	22-01613-09	30-67
10-11129-23	25-59, 26-61	22-01613-13	30-66
12-00170-10	30-67	22-01614-06	30-66
12-00309-08	7-17	22-01660-05	28-63
12-00352-00	7-17	22-01660-12	30-66
12-00395-03	30-66	22-01660-14	30-66
12-00433-06RP	14-35	22-01679-00	18-43, 18-44, 18-45
12-00474-01	18-45	22-01713-55	25-59
12-00495-13	30-66	22-01713-56	14-35
12-00495-14	30-66	22-01733-01	40-81
12-00500-01SV	21-51	22-01778-00	18-43
12-00500-15	30-66	22-01835-00	30-67
12-00500-17	30-66	22-01944-00	30-66
12-00573-00SV	34-71	22-01944-05	30-66
12-00594	17-40	22-01944-10	30-66
12-00615	17-40	22-01997-01	26-61
12-00653-00	6-14	22-01997-02	26-61
12-00655-01	7-17	22-01997-03	26-61
12-00745-00SV	27-62	22-01997-08	25-59, 26-61
12-00847-00	38-77	22-01997-12	25-59, 26-61
		22-01997-13	25-59, 26-61

22-01997-14	25-59, 26-61	34-00663-09	3-8, 22-54, 42-85
22-01997-20	26-61	34-00663-11	2-7, 20-49, 21-51, 22-55, 24-57
22-01997-21	25-59, 26-61	34-00667-09	9-26
22-01997-22	25-59, 26-61	34-00667-11	15-36, 18-43, 18-44, 18-45
22-02205-00	28-63	34-00667-12	10-29, 18-43, 18-44, 18-45
22-02319-05	18-43, 18-44, 18-45	34-00792-07	22-54
22-02319-06	18-43, 18-44, 18-45	34-00795-09	7-17, 18-43
22-02324-01	33-70	34-00795-17	20-49
22-02336-08	17-40	34-00928-01	2-7, 15-36
22-02378-00	33-70	34-00928-02	18-43, 18-44
22-02392-00	30-67	34-00928-07	2-7, 31-68
22-02448-02	30-66	34-00928-09	9-26, 31-68
22-04043-01	26-61	34-00928-13	5-13, 12-32, 42-85
22-04044-01	26-61	34-00928-20	13-33, 38-77, 40-81
22-04044-02	26-61	34-01167-01	5-13
22-04418-00	25-59, 26-61	34-01178-22	16-39, 42-85
22-04418-01	30-67	34-01178-23	16-39
22-04418-02	30-66	34-01181-01	10-29, 18-43, 18-44, 18-45
22-04418-03	25-59, 26-61	34-01184-06	11-30, 11-31
22-04418-04	30-67	34-06053-00	7-17, 8-19, 9-23, 9-26, 11-30, 11-31, 14-34, 16-39, 18-43, 22-54, 31-68, 40-81, 43-86
22-04418-05	30-67		10-29, 18-43, 18-44, 18-45
22-04418-06	30-66	34-06053-02	5-12, 16-39
22-04418-09	30-67	34-06053-03	4-11, 5-13, 7-17, 8-19, 9-23, 9-26, 14-34, 18-43, 18-44, 18-45, 22-54, 28-63
22-04418-12	30-67	34-06053-05	18-43, 18-44, 18-45
22-04419-00	30-67		39-78, 42-85
22-04419-04	30-67	34-06053-10	22-55
22-04419-06	30-67	34-06053-13	35-72
22-04419-14	25-59, 26-61	34-06053-15	37-75, 38-77
22-04451-26	30-66	34-06053-18	6-14
22-04458-02	25-59	34-06053-19	14-34
22-04458-04	26-61	34-06053-20	4-11, 18-43, 18-44, 18-45, 42-85
22-04477-00	30-66	34-06107-00	18-43, 18-44, 18-45
22-66651-10	33-70	34-06136-01	28-63, 41-82
22-66697-104	26-61		39-78
22-66697-23	34-71	34-06136-02	40-81
22-66697-25	42-85	34-06142-00	20-49
22-66697-88	15-36	34-06154-00	14-34
230 Volt Cable	1-3	34-06154-03	37-75, 38-77
24-66603-00	24-57	34-06165-08	6-14
30-00551-01	3-8	34-06169-00	14-34
34-00373-07	4-11, 8-19, 9-24	34-06185-01	39-78
34-00373-51	7-17	34-06212-12	35-72
34-00373-52	21-51	34-06212-17	18-45
34-00373-53	7-17	34-06221-00	6-14
34-00373-61	9-26	34-06236-00	25-59, 26-61
34-00616-06	20-49	34-06243-00	3-8
34-00655-04	2-7, 13-33	34-06251-01	2-7
34-00655-08	20-49, 39-78, 42-85	34-06269-12	6-14
34-00655-10	22-54, 23-56, 24-57	34-06277-02	7-17
34-00655-12	24-57	34-06295-04	35-72, 37-75
34-00655-18	7-17	34-66627-00	
34-00663-07	42-85		

34-66644-00	35-72, 37-75	42-66643-00	38-77
34-66682-00	37-75	42-66647-00	8-20
34-66684-00	8-20, 9-24	42-66647-01	8-20, 9-27
34-66687-11	14-34	42-66647-02	8-20, 9-27
38-00599-00	20-49	42-66647-03	8-20, 9-27
38-00620-01	10-29	42-66647-11	9-27
40	9-23	42-66647-12	9-27
40-00168-02	7-17	42-66649-00	38-77
40-00520-01	8-19	42-66650-00	37-75, 38-77
40-00520-02	7-17	42-66652-00	37-75, 38-77
40-00520-03	7-17, 9-24	44	9-23
40-00542-00	7-17	44-00285-54	7-17
40-00542-01	7-17	44-00361-01	22-55
40-00583-16	7-17	44-00370-03	8-19, 21-51
40-00662-00	7-17	44-00370-08	21-51
40-00663-00	7-16	44-00391-00	14-35
40-00675-00	7-16	44-00401-00	5-13
40-01124-00	7-17	44-00409-00	5-13
40-01129-00	11-30	44-00477-00	14-34
40-66615-00	43-86	44-01041-04	16-39
40-66625-38	8-20	44-66608-01	22-54
40-66628-03	21-51	460 Volt Cable	1-3
40-66629-00	21-51	46-00025-04	7-17, 8-19, 9-24
42-00032-13	8-20	48-00413-00	20-49
42-00032-16	8-20	54-00648-20	20-49
42-00174-127	9-26	54-00655-20	10-29
42-00174-129	3-8	56-07257-11	7-16
42-00174-130	3-8	56-08689-00	7-16
42-00174-131	3-8	56-08784-00	7-17
42-00183-08	21-51	56-09063-00	7-17
42-00236-03	37-75, 38-77	56-09064-00	8-19
42-00243-04	8-20, 9-24	56-09065-00	22-54
42-00243-12	7-16	56-09087-00	21-51
42-00296-01	36-73, 39-78	56-09141-00	21-51
42-00327-00	36-73, 38-77, 39-78	56-09161-00	7-17
42-00328-00	18-43, 18-44, 18-45	56-09195-00	21-51
42-00366-00	18-43	56-09241-00	21-51
42-00389-04	11-30, 11-31	56-09392-00	9-26
42-00390-04	11-30, 11-31	56-09393-00	9-24
42-00425-109	21-51	56-09394-00	9-26
42-00425-139	8-20	56-09491-00	9-23
42-00425-69	8-20	56-66786-00	7-17
42-00425-78	8-20	56-66792-00	7-17
42-00425-93	8-20	58-00065-14	16-39, 21-51
42-00465-01	9-27	58-00065-56	22-54
42-00471-01	18-45	58-00065-71	12-32
42-00570-00	22-54	58-00065-72	43-86
42-00667-28	8-20	58-00065-93	42-85
42-00667-32	8-20	58-00065-95	7-16
42-00741-00	14-34	58-00616-00	40-81
42-00838-00	37-75	58-00701-03	15-36
42-66008-01	16-39	58-00701-13	38-77

58-00836-19	11-30, 11-31	58-04968-00	22-54
58-00969-00	37-75	58-04980-00SV	10-29
58-01097-00	28-63	58-04990-00	22-54
58-01184-00	17-40	58-05137-00	38-77
58-04001-01	5-13	58-05145-00	14-35
58-04001-02	5-13	58-05169-00	16-39
58-04026-07	4-11, 18-43	58-05171-01	37-75
58-04026-108	8-19, 9-24	58-05171-02	38-77
58-04026-113	10-29	58-66671-00	8-20, 9-24
58-04026-115	12-32	58-66686-00	26-61
58-04026-17	18-43, 18-44, 18-45	58-66687-00	26-61
58-04026-23	8-19, 9-24	58-66689-00	42-85
58-04026-25	18-43, 18-44, 18-45	58-66690-00	37-75, 38-77
58-04026-32	15-36	58-66691-00	37-75, 38-77
58-04026-38	8-20, 9-24	58-66699-00	38-77
58-04101-00	14-34	58-66782-00	22-55
58-04101-02	14-34	62-02723-18	38-77
58-04127-00	43-86	62-02723-XX	29-64
58-04127-05	43-86	62-10336-01	29-64
58-04127-06	43-86	62-10926-00	29-64
58-04127-07	43-86	62-10930-00	38-77
58-04170-01	12-32	62-11263-02	29-64
58-04202-02	22-55	62-11264-XX	29-64
58-04246-00	22-54, 42-85	62-11270-26	16-39
58-04246-02	22-54	62-11275-00	41-82
58-04251-00	38-77	62-11424-00	29-64
58-04273-00	16-39	62-11731-00	32-69
58-04276-00	22-54	62-11750-00	21-51
58-04277-00	30-66	62-11894-00	38-77
58-04279-00	16-39	62-11933-00	29-64
58-04290-01	40-81	62-11936-XX	29-64
58-04302-01	40-81	62-66081-00	29-64
58-04315-00	22-54	62-66112-XX	29-64
58-04316-00	22-54, 25-59, 26-61	62-66116-00	12-32
58-04321-24	16-39	62-66160-XX	29-64
58-04366-00	14-34	65-00207-20	9-27
58-04378-01	36-73, 39-78	65-00215-00	9-24
58-04539-03	19-46	66CH---1--1002-33	29-64, 38-77
58-04539-10	22-55	66CH-1-1002-39	25-59
58-04539-11	22-55	66CH-1-1002-40	25-59
58-04539-12	22-55	66CH---1--1172-19	9-24
58-04770-00	20-49	66CH---1--1172-2	37-75
58-04791-01	6-14	66CH---1--1172-26	16-39
58-04821-00	6-14	66CH---1--1172-87	15-36
58-04910-02	8-19, 9-27	66NS1201CD0020	42-85
58-04910-03	8-19	66-U---1--1251-2	4-11, 42-85
58-04910-04	8-20, 9-24	66-U-1---1--5321-8	3-8
58-04910-05	8-20	66-U---1--1571-14	40-81
58-04910-21	9-26	66-U---1--1571-3	21-51, 22-54
58-04910-22	9-26	66-U---1--2403	2-7, 5-13, 14-35
58-04935-00	22-54	66-U---1--2403-1	14-34
58-04954-00	14-34	66-U---1--2552-185	20-49, 36-73, 38-77

66-U---1--2583	33-70	66-U---2--1531-1	18-44, 18-45
66-U---1--2583-43	26-61	66-U---2--1531-3	18-43, 18-44, 18-45
66-U---1--2593-4	2-7	68	23-56
66-U---1--2603	5-12	68-11989-00	36-73, 39-78
66-U---1--2763-5	11-30	68-12933-00	37-75
66-U---1--3632-20	7-17	68-12933-07	38-77
66-U---1--3803	8-20, 9-24, 16-39	68-12940-00	37-75
66-U---1--3882	4-11, 16-39, 19-46, 27-62, 28-63, 35-72, 41-82	68-12940-05	38-77
66-U---1--3882-3	21-51	68-13707-02	5-13
66-U---1--3882-7	8-20, 9-24, 9-26, 26-61	68-13832-00	18-43
66-U---1--3882-8	8-20, 9-24	68-13961-00	18-44, 18-45
66-U---1--5321-13	37-75, 38-77	68-14456-01	4-11
66-U---1--5321-2	26-61	68-14456-02	18-43
66-U---1--5321-3	2-7, 13-33, 15-36, 18-43, 18-44, 18-45, 20-49, 21-51, 22-54, 23-56, 24-57	68-15532-00	7-17
66-U---1--5321-7	4-11, 5-12, 7-17, 8-19, 9-23, 9-26, 11-30, 11-31, 16-39, 18-43, 22-54, 31-68, 40-81, 42-85, 43-86	68-15997-00	7-17
66-U---1--5321-8	5-13, 8-20, 9-24, 12-32, 14-35, 16-39, 18-43, 18-44, 18-45, 22-54, 27-62, 28-63, 34-71, 42-85	68-15998-00	7-17
66-U---1--5331-3	5-13	68-16498-00	13-33
66-U---1--5361	10-29	68-16521-00	31-68
66-U---1--5361-25	2-7, 4-11, 5-12, 8-19, 9-23, 9-26, 10-29, 13-33, 16-39, 18-43, 21-51, 22-54, 23-56, 31-68, 43-86	68-16696-00	22-54
66-U---1--5361-47	22-54	68-16697-04	22-54
66-U---1--5362-2	37-75, 38-77	68-16823-00	8-20
66-U---1--5371-10	7-17, 12-32, 27-62	68-16823-05	8-20
66-U---1--5371-6	4-11, 7-17, 8-19, 9-23, 9-26, 16-39, 17-40, 18-43, 18-44, 18-45, 21-51, 22-54	68-16864-04	8-20
66-U---1--5371-7	8-20, 9-24, 14-35, 16-39, 18-43, 18-44, 18-45, 21-51, 28-63, 34-71, 41-82, 42-85	68-16892-00	21-51
66-U---1--5381-1	21-51	68-17021-00	28-63
66-U---1--5381-4	21-51	68-17037-00	31-68
66-U---1--5562-12	40-81	68-17089-00	21-51
66-U---1--5562-2	23-56, 36-73, 37-75, 38-77, 39-78, 40-81	68-17118-00	22-54
66-U---1--5562-7	15-36	68-17131-00	4-11, 22-54
66-U---1--6651-19	42-85	68-17145-05	23-56
66-U---1--7352-3	4-11, 42-85	68-17145-06	23-56
66-U---1--7842-12	42-85	68-17154-00	22-54
66-U---1--7842-6	42-85	68-17175-00	2-7
66-U---1--7842-7	42-85	68-17190-00	22-54
66-U---1--8292-1	25-59, 26-61, 30-66	68-17196-00	8-20
66-U---1--9592-13	15-36	68-17405-00	42-85
66-U---1--9752	32-69	68-17419-01	22-54
66-U---2--1142	11-30	68-17526-00	5-13
66-U---2--1152	11-30	68-17578-00	21-51
		68-17640-00	2-7
		68-17676-00	11-30, 11-31
		68-17700-00	9-27
		68-17735-00	9-24
		68-17783-00	25-59
		68-17834-00	9-24
		68-17834-03	9-24
		68-17931-00	37-75, 38-77
		68-17931-01	37-75, 38-77
		68-18010-00	22-54
		68-18023-00	2-7
		68-18032-00	24-57
		68-18355-00	13-33

68-18381-00	26-61	79-04262-01	3-8
68-18418-00	3-8	79-66017-00	14-34
68-18423-04	22-54	79-66669-00	14-34
68-86230-00	15-36	79-66735-05	9-24
68-86255-00	5-13	79-66740-00	8-19, 9-27
68-86298-00	9-27	79-66747-00	23-56
68-86304-00	31-68	79-66747-02	23-56
68-86312-15	22-54	79-66771-00	37-75
68-86319-00	2-7	79-66771-01	38-77
68-86330-00	31-68	79-66776-00	8-20, 9-24
68-86384-00	8-20	79-66776-01	8-20, 9-24
68-86388-00	22-54	79-66777-00	2-7
68-86389-00	9-26	79-66777-09	2-7
69NT--20--1893-1	29-64	79-66778-00	38-77
69NT--35--1076	18-44, 18-45	81	9-26
69NT--35--1076-1	18-44, 18-45	81-04186-20	21-51
69NT--35--2086	18-43, 18-44, 18-45	81-04203-21	8-19
69NT--35--2692	2-7, 17-40	81-04237-20	9-23, 9-26
69NT--35--2692-1	10-29, 16-39, 20-49, 22-54, 23-56, 24-57	81-04238-00	11-30, 11-31
69NT--35--2692-4	42-85	86-04956-00	24-57
69NT--35---3452	10-29	86-04994-00	8-20
69NT--35--3452-1	10-29	86-05150-00	9-26
69NT--35--3452-2	10-29	86-05299-01	13-33
69NT--35--3452-3	10-29	86-05315-00	13-33
69NT35-5992	5-12	86-66756-00	14-34
69NT--35--8012	12-32		
69NT--35--8258	40-81	A	
69NT--35--9073-1	42-85	--AA--06JA-170	22-54
69NT40-914-4	18-43, 18-44, 18-45	AA06JA170	18-43
69NT41-892	18-43, 18-44, 18-45	--AT--39JA-171	15-36, 34-71
69NT43-270	18-44	AU27JR131	14-35
69NT43-270-1	18-43	--AU--27JR-171	15-36, 34-71
69NT43-270-2	18-45	AU27JR171	16-39, 18-43, 18-44, 18-45, 34-71
69NT43-282	18-43, 18-44, 18-45		
69NT--43---295	20-49		
69NT43-374	18-43, 18-44		
69NT43-374-1	18-45		
76-00667-03	18-44		
76-00667-07	18-43		
76-00667-12	18-45		
76-00816-00	30-67		
76-66649-00	7-17		
79-01697-06	35-72		
79-01697-06SV	36-73, 39-78		
79-04049-01	8-19, 9-27		
79-04071-00	5-13		
79-04071-01	5-13		
79-04127-00	9-24, 9-27		
79-04134-00	11-30, 11-31		
79-04244-02	13-33		
79-04262-00	17-40		



Carrier Transicold Division,
Carrier Corporation
P.O. Box 4805
Syracuse, NY 13221 USA

www.carrier.com/container-refrigeration/